


2TE Series

Sub-Miniature Toggle Switches(Washable)

2TE
Toggle Switches



SPECIFICATIONS

CONTACT RATING: Max 0.4 VA max @ 48 VAC or DC

MECHANICAL LIFE: minimum 40,000 operations.

CONTACT RESISTANCE: 50 mΩ max.

INSULATION RESISTANCE: 1,000 MΩ min.

DIELECTRIC STRENGTH: 500 Vrms min. @sea level.

OPERATING TEMPERATURE: -20°C to 85°C.

DEGREE OF PROTECTION: IP67

MATERIALS

ACTUATOR: Brass,chrome plated,internal O-ring seal.
Standard for all actuators.

BUSHING & HOUSING: SPCC

CASE: Glass filled nylon 6/6, flame retardant,heat stabilized
(UL94v-0)

SWITCH SUPPORT: Brass,tin plated.

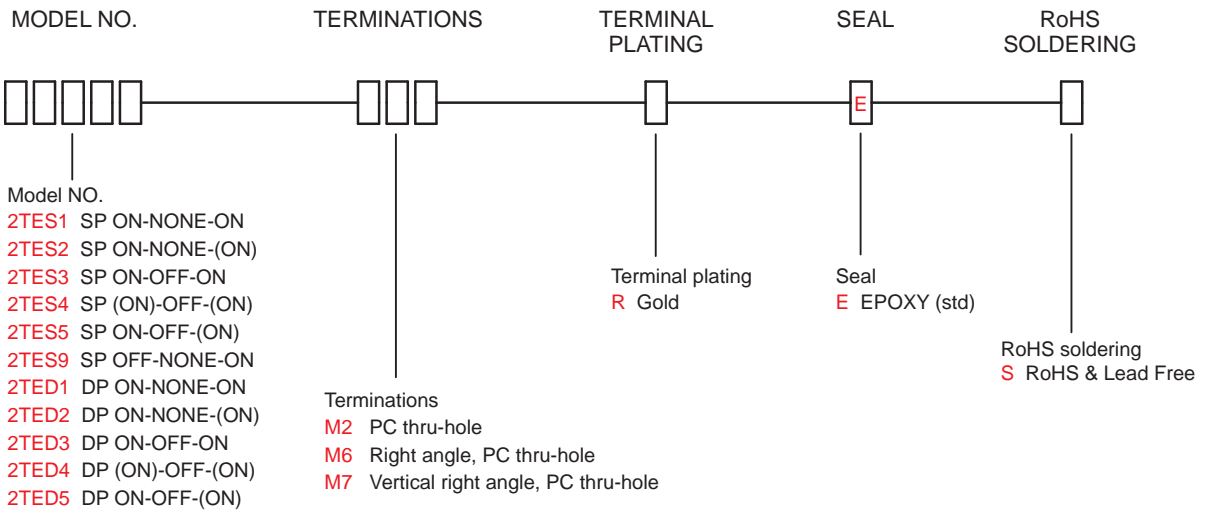
CONTACT: Phosphor bronze gold - plated over nickel barrier.

TERMINALS: Brass,gold plated.

TERMINAL SEAL: Epoxy



HOW TO ORDER



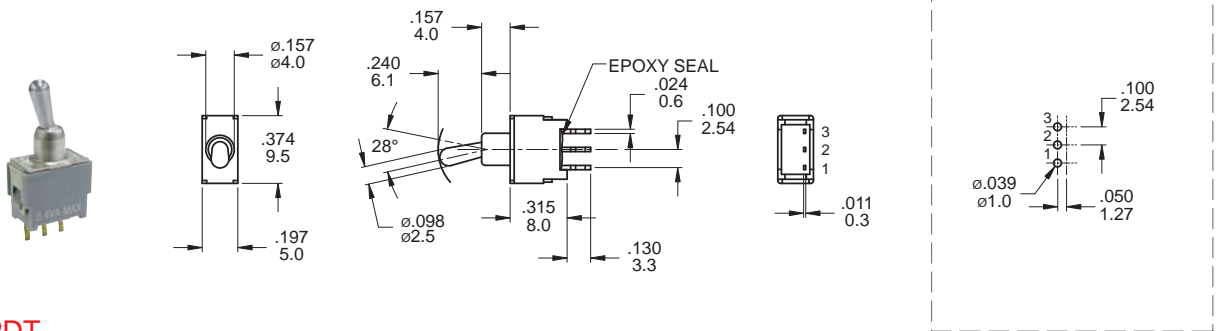
SWITCH FUNCTION

NO. POLES	MODEL NO.	SWITCH FUNCTION			CONNECTED TERMINALS / SCHEMATIC		
		POS.1	POS.2	POS.3	POS.1	POS.2	POS.3
SP	2TES1	ON	NONE	ON	2-3	N/A	2-1
	2TES2	ON	NONE	(ON)			
	2TES3	ON	OFF	ON		OPEN	
	2TES4	(ON)	OFF	(ON)			
	2TES5	ON	OFF	(ON)	OPEN	N/A	2-1
	2TES9	OFF	NONE	ON			
DP	2TED1	ON	NONE	ON	2-3,5-6	N/A	2-1,5-4
	2TED2	ON	NONE	(ON)			
	2TED3	ON	OFF	ON		OPEN	
	2TED4	(ON)	OFF	(ON)			
	2TED5	ON	OFF	(ON)			

()=MOMENTARY

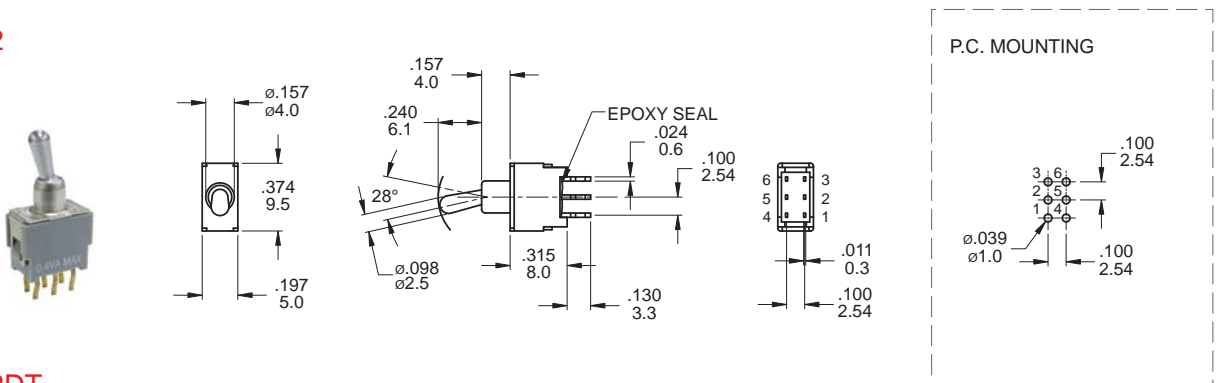
POLE OPTIONS

M2



SPDT

M2



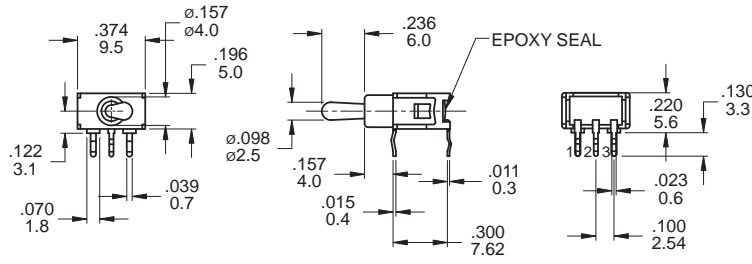
DPDT

2TE Series

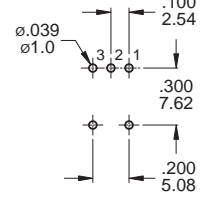
Sub-Miniature Toggle Switches(Washable)

2TE
Toggle Switches

M6



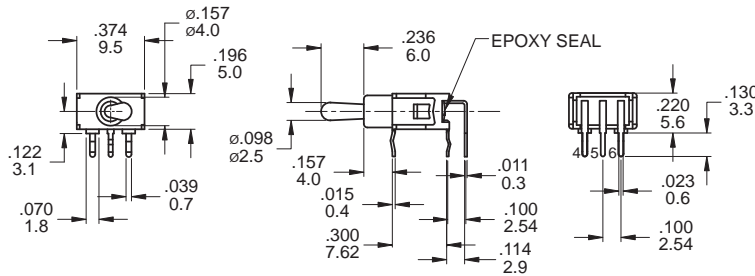
P.C. MOUNTING



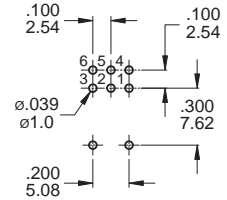
SPDT

Part No. Shown : 2TES1M6RES

M6



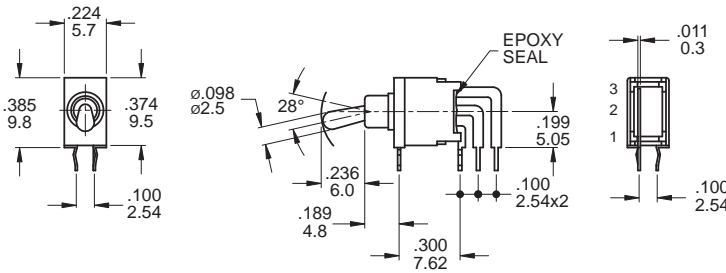
P.C. MOUNTING



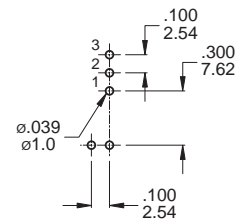
DPDT

Part No. Shown : 2TED1M6RES

M7



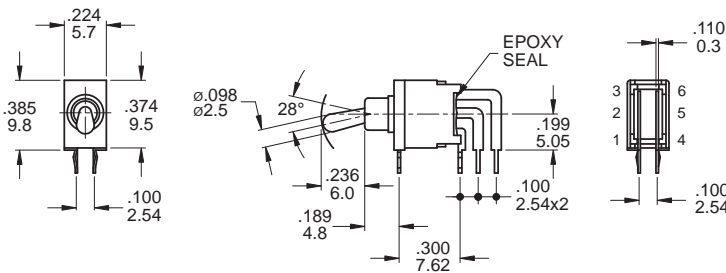
P.C. MOUNTING



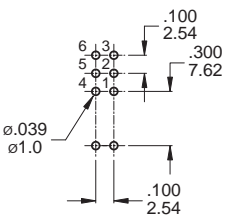
SPDT

Part No. Shown : 2TES1M7RES

M7



P.C. MOUNTING



DPDT

Part No. Shown : 2TED1M7RES

SOLDERING PROCESSES

WAVE SOLDERING: Recommended Soldering Temperature: $260 \pm 5^\circ\text{C}$

Duration of Solder Immersion: Max 5 sec.(PCB is 1.6mm in thickness)