


4U Series

Sub-Miniature Rocker Switches



SPECIFICATIONS

CONTACT RATING: 0.4 VA max. @ 20 V AC or DC max.

MECHANICAL LIFE: 40,000 make-and-break cycles.

CONTACT RESISTANCE: 100 mΩ typ. initial @ 2-4VDC,100mA.

INSULATION RESISTANCE: DC500V 500 MΩ.

DIELECTRIC STRENGTH: 500 Vrms min@sea level.

OPERATING TEMPERATURE: -30°C to 85°C.

MATERIALS

CASE & BUSHING : Glass filled nylon 6/6,flame retardant, heat stabilized (UL94V-0).

ACTUATOR: Nylon,black std.

SWITCH SUPPORT: Brass or steel,tin plated.

CONTACT: Phosphor bronze,Gold plated.

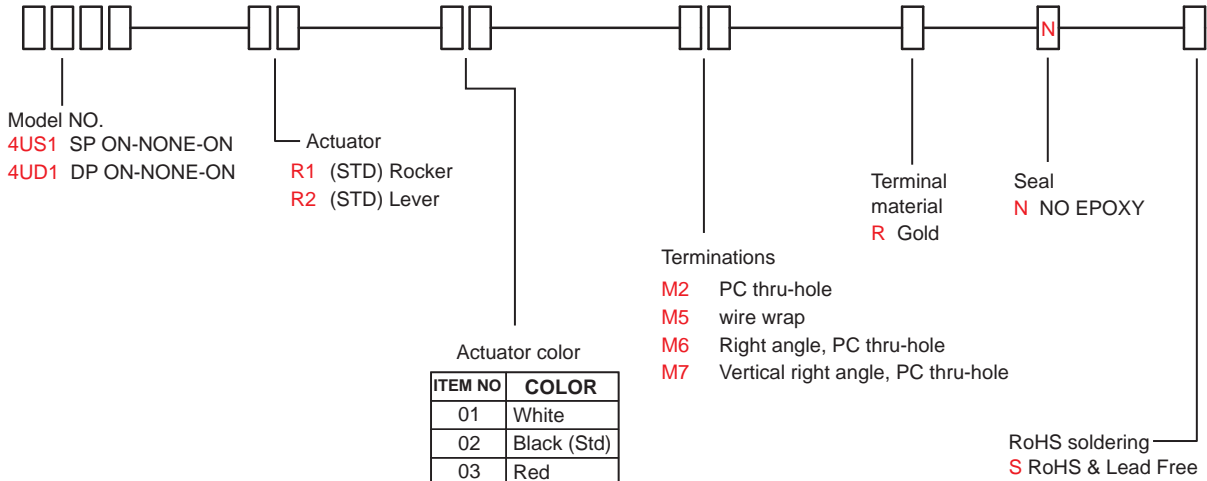
TERMINALS: Brass,Gold plated.



HOW TO ORDER

MODEL NO. ACTUATOR ACTUATOR COLOR TERMINATIONS TERMINAL MATERIAL SEAL RoHS SOLDERING

See below



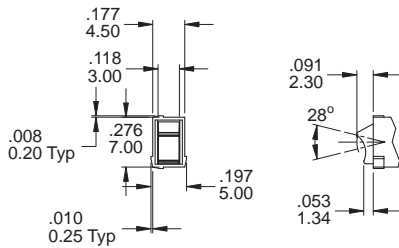
* Besides standard color, other colors need to check stocks available.

SWITCH FUNCTION

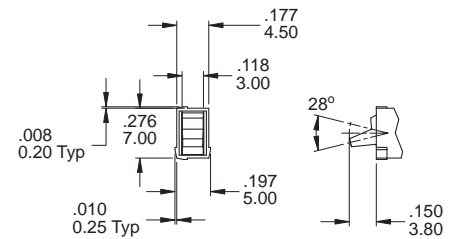
NO. POLES	MODEL NO.	SWITCH FUNCTION			CONNECTED TERMINALS / SCHEMATIC		
		POS.1	POS.2	POS.3	POS.1	POS.2	POS.3
SP	4US1	ON	NONE	ON	5-6 	N/A	5-4
DP	4UD1	ON	NONE	ON	5-6,2-3 	N/A	5-4,2-1

ACTUATOR OPTIONS / PANEL MOUNT

R1

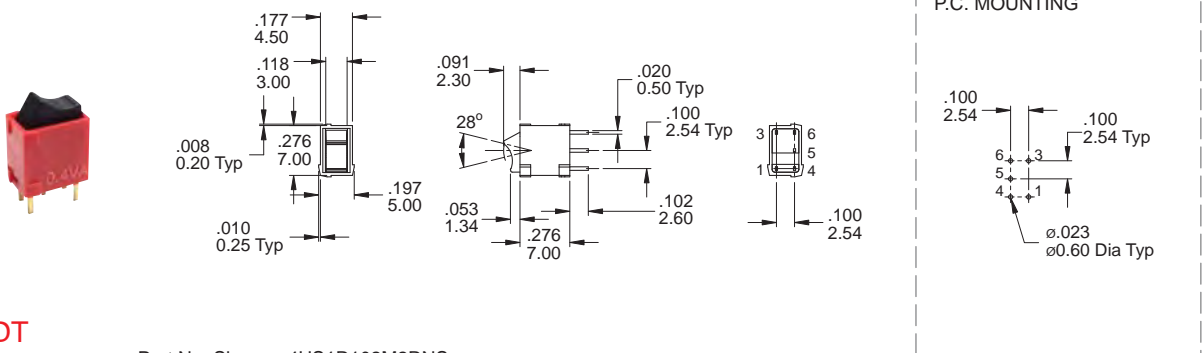


R2



POLE OPTIONS

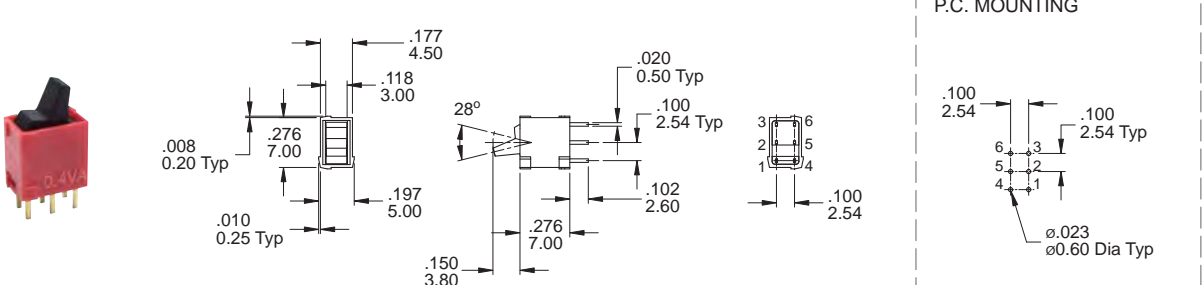
M2



SPDT

Part No. Shown : 4US1R102M2RNS

M2



DPDT

Part No. Shown : 4UD1R202M2RNS



4U
Rocker Switches

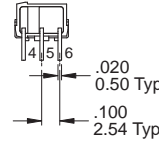
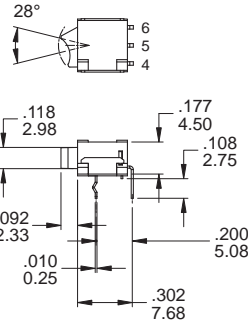
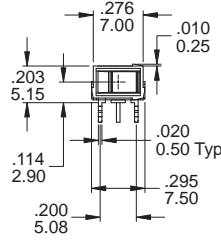
4U Series

Sub-Miniature Rocker Switches

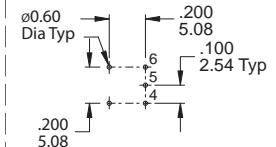


4U
Rocker Switches

M6



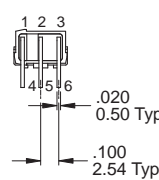
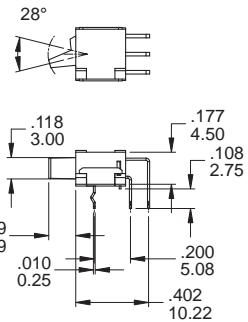
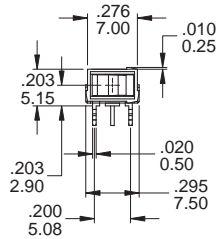
P.C. MOUNTING



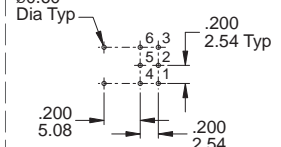
SPDT

Part No. Shown : 4US1R102M6RNS

M6



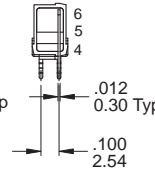
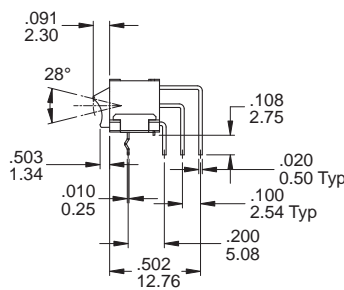
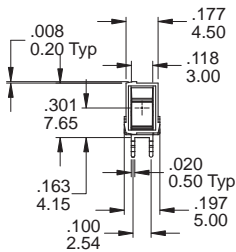
P.C. MOUNTING



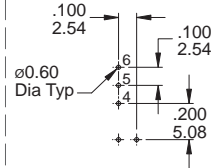
DPDT

Part No. Shown : 4UD1R202M6RNS

M7



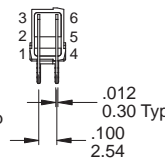
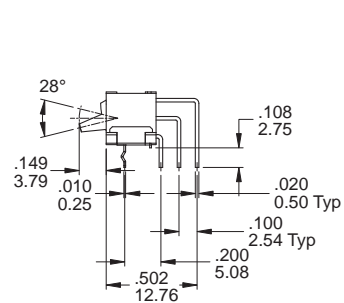
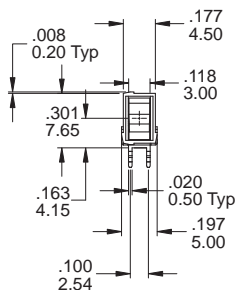
P.C. MOUNTING



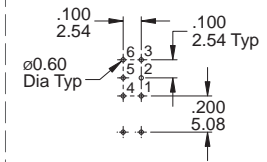
SPDT

Part No. Shown : 4US1R102M7RNS

M7



P.C. MOUNTING



DPDT

Part No. Shown : 4UD1R202M7RNS

SOLDERING PROCESSES

WAVE SOLDERING: Recommended Soldering Temperature: $270 \pm 5^\circ\text{C}$

Duration of Solder Immersion: Max 5 sec. (PCB is 1.6mm in thickness)