


8M(LOCK) Series

Sub-Miniature Pushbutton Switches



SPECIFICATIONS

RATING: 1A 250VAC, 3A 120VAC or 28VDC

ELECTRICAL LIFE: 6,000 cycles.

CONTACT RESISTANCE: R=20 mΩ max. ,Q=50 mΩ max.

INSULATION RESISTANCE: 1,000 MΩ min., 1000VDC

DIELECTRIC STRENGTH: 1,000 VAC for 1 Minute.

OPERATING TEMPERATURE: -30°C to 85°C.

FULL TRAVEL: 1.88±0.30mm

OPERATING TRAVEL: 1.34±0.25mm

OPERATING FORCE: 350±100g

MATERIALS

CASE: Diallyl phthalate(DAP) (UL94V-0).

PLUNGER: Nylon glass fiber.

BUSHING: Brass,nickel plated.

HOUSING: Stainless.

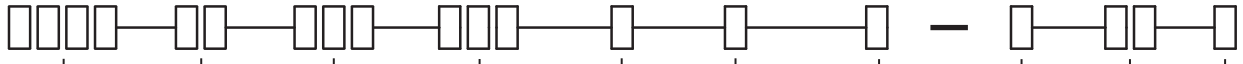
SWITCH SUPPORT: Brass.tin plated.

CONTACT/TERMINAL:Brass, with silver or gold plated. (See Page 120)



HOW TO ORDER

MODEL NO. ACTUATOR BUSHING TERMINATIONS TERMINAL PLATING SEAL RoHS SOLDERING ADDITIONAL HARDWARE CAPS CAP COLOR



Model NO.
8MSL On-On

Actuator
P1 4.29 high

Bushing
B05 5.24 high,flat (thd)
B06 5.24 high,flat (non-thd)

Seal
E EPOXY (std)
N NO EPOXY

RoHS soldering
S RoHS & Lead Free

Caps
(See Page 117)
C1
C3
C4

Terminal plating
Q Silver
R Gold
C Gold over silver

Additional hardware
0 Without
5 Additional hardware

Terminations
M1 Solder Lug
M2 PC thru-hole
M5 Wire wrap
M6 Right angle, PC thru-hole
M7 Vertical right angle, PC thru-hole
VS2 8.94 high, V-bracket

CAP Color

ITEM NO	COLOR
1	White
2	Black (Std)
3	Red
4	Orange
5	Yellow
6	Green
7	Blue
8	Brown
9	Gray

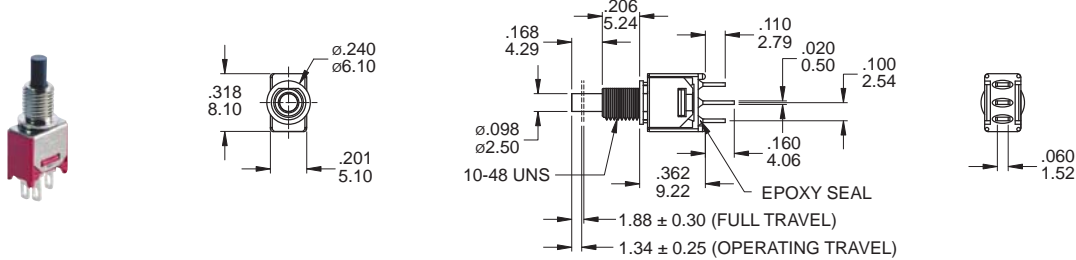
* Besides standard color, other colors need to check stocks available.

SWITCH FUNCTION

NO. POLES	UL/CSA MODEL NO.	MODEL NO.	SWITCH FUNCTION		CONNECTED TERMINALS / SCHEMATIC	
			POS.1	POS.2	POS.1	POS.2
SP	Q28	8MSL	ON	ON	2-1 NC 1 2 (COMM) • 3 NO	2-3 NC 1 2 (COMM) • 3 NO

POLE OPTIONS

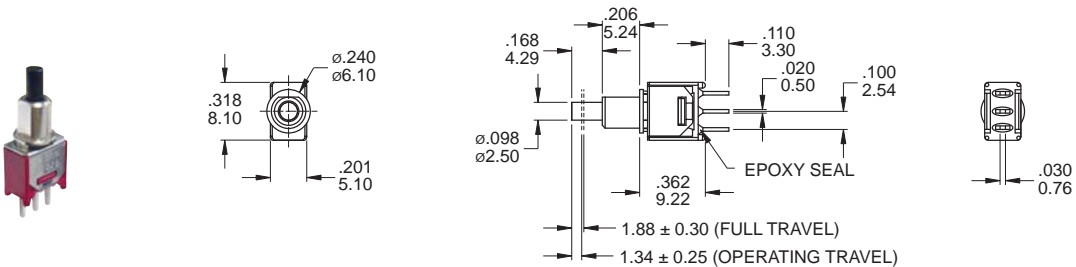
M1



SPDT

Part No. Shown : 8MSLP1B05M1QE

M2

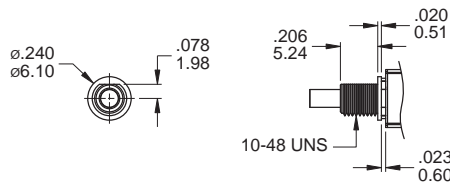


SPDT

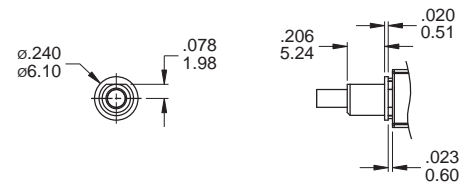
Part No. Shown : 8MSLP1B06M2QE

BUSHING AND TERMINATION OPTIONS

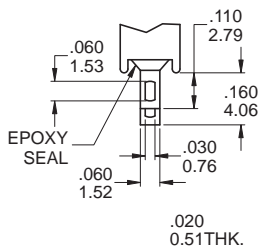
B05 THD



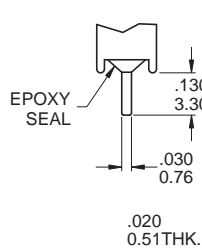
B06 NON-THD



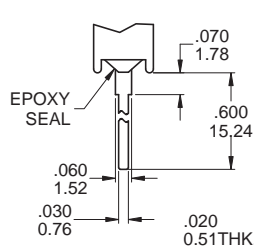
M1 Solder lug



M2 PC Thru-hole



M5 Wire Wrap



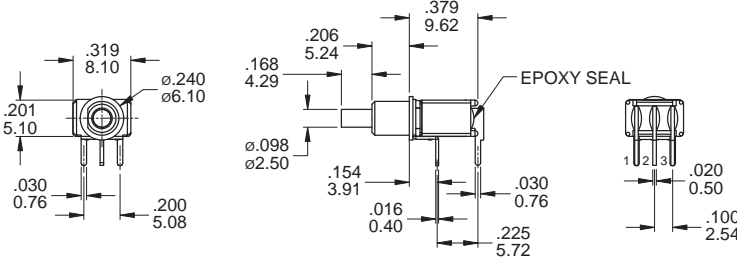
OTHER TERMINATION OPTIONS

- M6** Right angle P.C. Mount
- M7** Right angle P.C. Mount
- VS2** Vertical bracket P.C. Mount

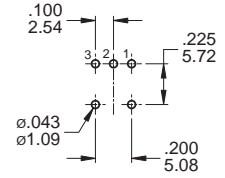
8M(LOCK) Series

Sub-Miniature Pushbutton Switches

M6



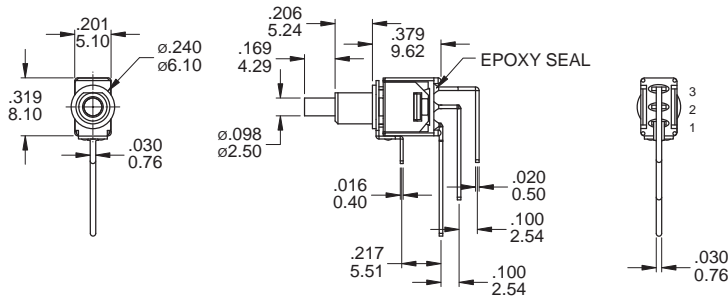
P.C. MOUNTING



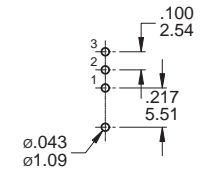
SPDT

Part No. Shown : 8MSLP1B06M6QE

M7



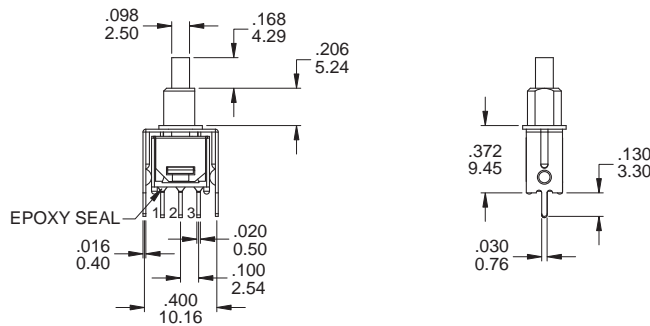
P.C. MOUNTING



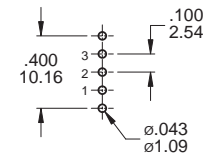
SPDT

Part No. Shown : 8MSLP1B06M7QE

VS2



P.C. MOUNTING



SPDT

Part No. Shown : 8MSLP1B06VS2QE

CONTACT MATERIAL OPTIONS

	CONTACT PLATING	TERMINAL PLATING	RATINGS
Q	Silver	Q = Silver	3 Amps with resistant load @ 120VAC or 28VDC 1 Amps with resistant load @ 250VAC
C	Gold over Silver	C = Gold over silver	
R	Gold	R = Gold	0.4 Volt - Amps (VA) max. @ 20V max. (AC or DC)

SOLDERING PROCESSES

MANUAL SOLDERING: Use soldering iron of 30 watts, controlled at 350°C approximately 5 seconds while applying solder.

WAVE SOLDERING: Recommended Soldering Temperature: 270 ± 5°C
Duration of Solder Immersion: Max 5 sec. (PCB is 1.6mm in thickness)

Part No. Shown : 8MD9P1B10M2RE