

AK Series

High-End Pushbutton Switches

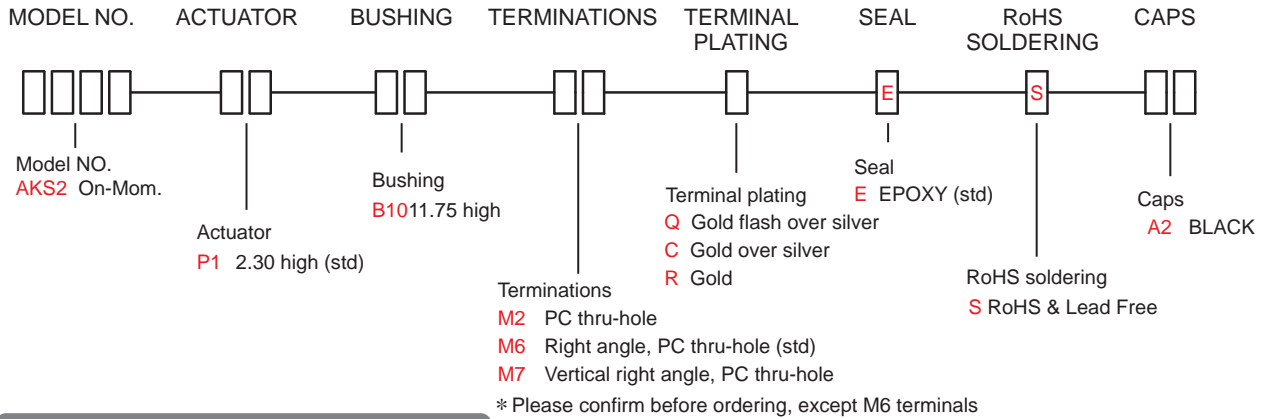
SPECIFICATIONS

- MECHANICAL LIFE:** 50,000 make-and-break cycles.
- CONTACT RESISTANCE:** 20 mΩ max. Initial @ 2-4VDC
100mA for both silver and gold plated contacts.
- INSULATION RESISTANCE:** 1,000 MΩ min.
- DIELECTRIC STRENGTH:** 500 Vrms min. @sea level.
- OPERATING TEMPERATURE:** -30°C to 85°C.
- DEGREE OF PROTECTION:** IP65
- UL 61058-1 Approved**

MATERIALS

- CASE & BUSHING :** Glass filled Nylon 6/6, flame retardant, heat stabilized (UL 94v-0).
- PLUNGER:** Brass,nickel plated.
- SWITCH SUPPORT:** Brass or steel, tin plate.
- SWITCH SUPPORT RETAINER:** Stainless steel.
- CONTACTS :** Phosphor bronze with silver coin.
- ALL TERMINALS :** Brass,with silver or gold plated.
- TERMINAL SEAL :** Epoxy.

HOW TO ORDER



SWITCH FUNCTION

MODEL NO.	SWITCH FUNCTION		CONNECTED TERMINALS / SCHEMATIC	
	POS.1	POS.2	POS.1	POS.2
AKS2	ON	(ON)	2-3 	2-1

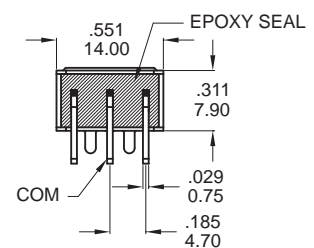
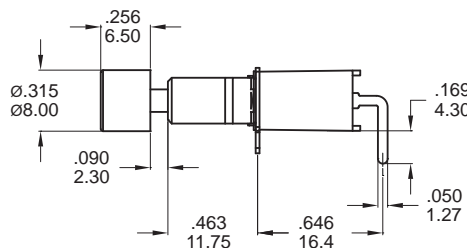
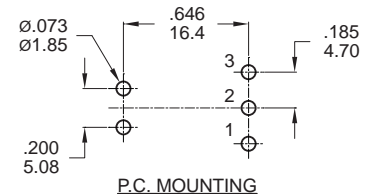
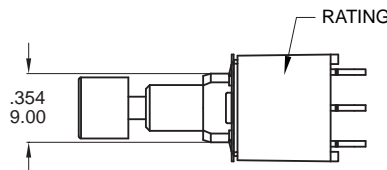
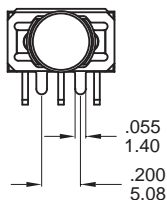
()=MOMENTARY

POLE OPTIONS

M6



Part No. Shown : AKS2P1B10M6QESA2



CONTACT MATERIAL OPTIONS

	CONTACT PLATING	TERMINAL PLATING	RATINGS
Q	Silver	Gold flash over silver	6 Amps @125 VAC 3 Amps @250 VAC
C	Gold over Silver	Gold over silver	3 Amps @30VDC
R	Gold	Gold	0.4 Volt-Amps(VA) max. @20V max. (AC or DC)

