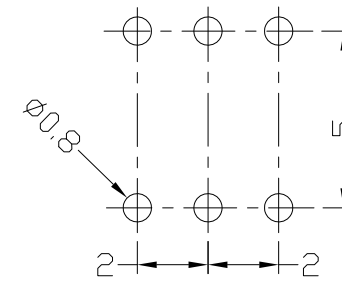
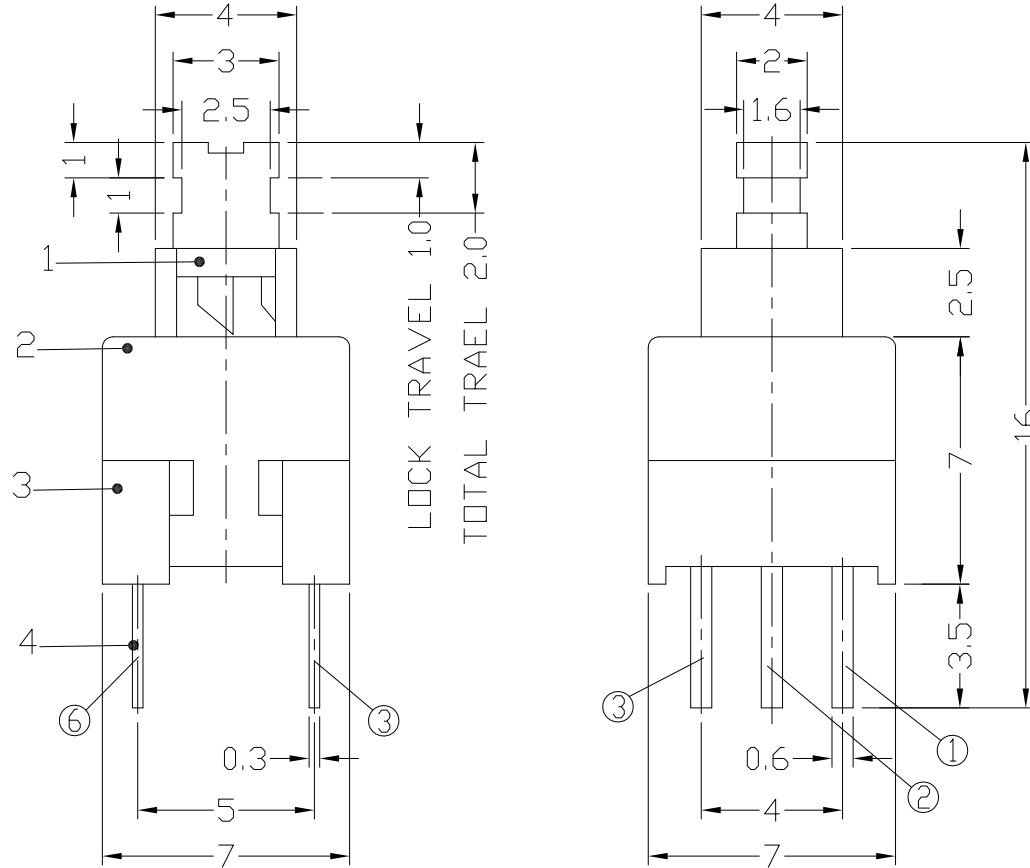




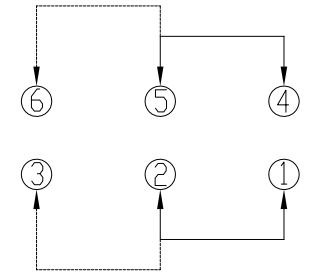
RoHS Compliant
2002/95/EC

REV.	ECN. NO.	APPD.

DIMENSIONS



P.C.B LAYOUT
TOP VIEW



CIRCUIT DIAGRAM

ELECTRO-MECHANICAL CHARACTERISTICS

Refer to additional specifications

RATING	DC30V 0.1A		
CIRCUIT	2P2T		
CONTACT RESISTANCE	50mΩ MAX.		
TIMING	NON-SHORTING		
OPERATING MODE	SELF-LOCK	AP-2212L	
	NON-LOCK	AP-2212N	
STROKE	FULL 2.0mm	LOCK 1.0mm	
OPERATING FORCE	140±30gf	200±100gf	250±100gf
OPERATING LIFE(cycles)	10,000		

7	CLIP	PBS	2	Ag CLAD	WITHIN 1.5mm: ±0.1mm
6	SPRING	SUS WIRE	1	NATURAL	OVER 1.5mm: ±0.2mm
5	LOCK PIN	SUS WIRE	1	Ni PLATED	
4	TERMINAL	BRASS STRIP	6	Ag PLATED	
3	CASE	NYLON+F.G	1	BLACK	
2	COVER	POM	1	WHITE	
1	KNOB	POM	1	BLUE	
NO	PARTS	MATERIAL	QTY	FINISHING	

THESE DRAWINGS AND SPECIFICATIONS ARE THE PROPERTY OF ACCURATE INNOTECH INC AND SHALL NOT BE REPRODUCED, COPIED OR USED IN ANY MANNER WITHOUT THE PRIOR WRITTEN CONSENT OF ACCURATE INNOTECH INC.

UNITS	mm
MAT'L	SEE NOTE
FINISH	SEE NOTE
Q'TY	

雅安科技有限公司 ACCURATE INNOTECH INC.			
TITLE: PUSH SWITCH / VERTICAL		PART NO.: AP-2212L & AP-2212N	
DR: <i>Ricky</i> 2017/05/15		DWG NO.: AZJ-2212	
CHKD: <i>Ricky</i> 2017/05/15		SCALE	SHEET
APPD:		5:1	1/1
REV.	A	CUSTOMER	DRAWING