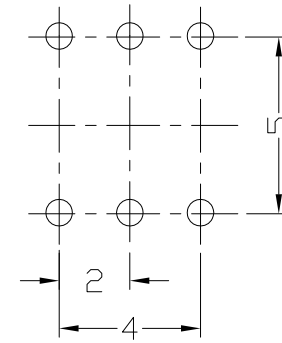
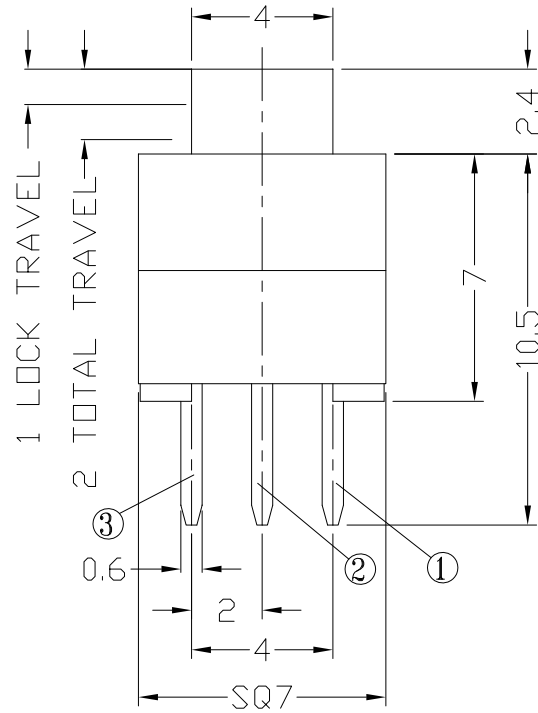
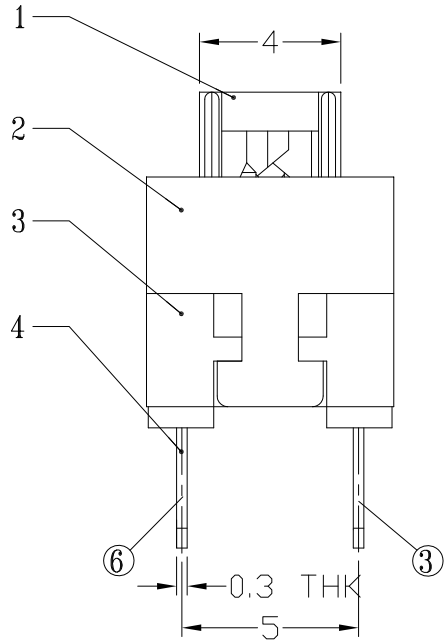




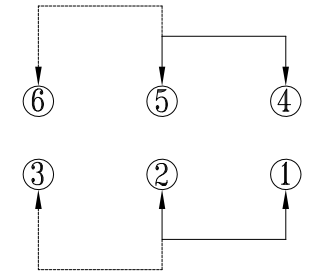
RoHS
Compliant
2002/95/EC

REV.	ECN. NO.	APPD.

DIMENSIONS



P.C.B LAYOUT
TOP VIEW



CIRCUIT DIAGRAM

ELECTRO-MECHANICAL CHARACTERISTICS

Refer to additional specifications

RATING	DC30V 0.1A	
CIRCUIT	2P2T	
CONTACT RESISTANCE	30mΩ MAX.	
TIMING	NON-SHORTING	
OPERATING MODE	SELF-LOCK	AP-2212FL
	NON-LOCK	AP-2212FN
STROKE	FULL 2.0mm	LOCK 1.0mm
OPERATING FORCE	150±50gf	250±100gf
OPERATING LIFE(cycles)	10,000	

7	SPRING	SUS	1	NATURAL	WITHIN 1.5mm: ±0.1mm
6	CONTACT CLIP	PBS C5210R-EH	2	Ag CLAD	OVER 1.5mm: ±0.2mm
5	CAM STICK	SUS	1	NATURAL	
4	TERMINAL	PBT+94V0+F.G/BRASS STRIP	2	BLACK/Ag PLATED OVER Ni PLATED	
3	CASE	PBT+94V0+F.G	1	BLACK	
2	COVER	POM	1	WHITE	
1	KNOB	POM	1	AS PER IPO	
NO	PARTS	MATERIAL	QTY	FINISHING	

THESE DRAWINGS AND SPECIFICATIONS ARE THE PROPERTY OF ACCURATE INNOTECH INC AND SHALL NOT BE REPRODUCED, COPIED OR USED IN ANY MANNER WITHOUT THE PRIOR WRITTEN CONSENT OF ACCURATE INNOTECH INC.

UNITS	mm
MAT'L	SEE NOTE
FINISH	SEE NOTE
Q'TY	

雅安科技有限公司 ACCURATE INNOTECH INC.			
TITLE:	PUSH SWITCH / VERTICAL	PART NO.:	AP-2212FL & AP-2212FN
DR:	Ricky 2015/03/23	DWG NO.:	ADJ-2212F
CHKD:	Ricky 2015/03/23	SCALE	4:1
APPD:		SHEET	1/1
		REV.	A
		CUSTOMER DRAWING	