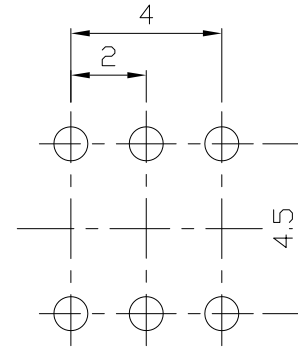
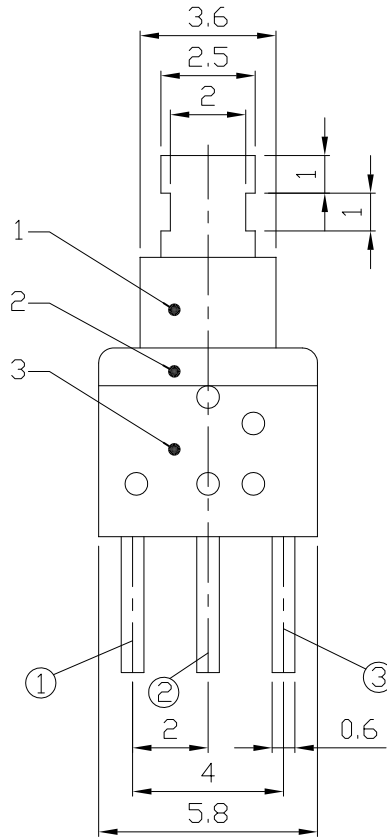
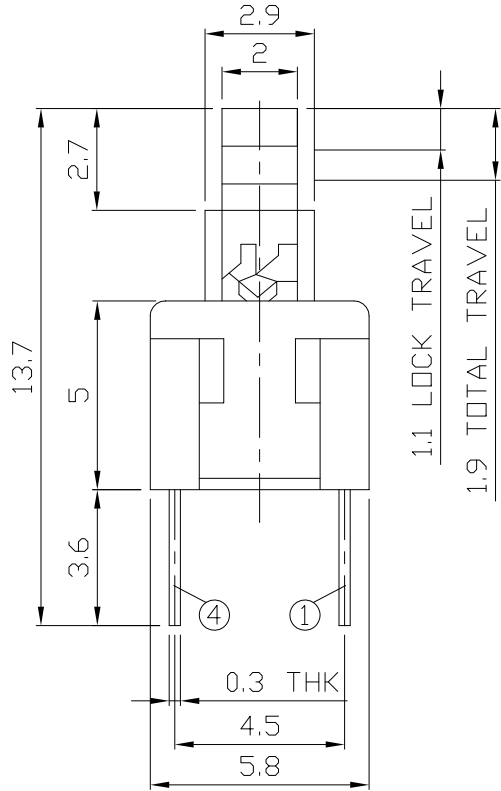




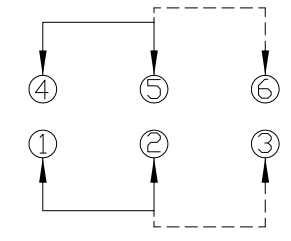
RoHS Compliant
2002/95/EC

REV.	ECN. NO.	APPD.

DIMENSIONS



P.C.B. LAYOUT
BOTTOM VIEW



CIRCUIT DIAGRAM

ELECTRO-MECHANICAL CHARACTERISTICS

Refer to additional specifications

RATING	0.2A 12V DC	
CIRCUIT	2P2T	
CONTACT RESISTANCE	100mΩ MAX.	
TIMING	NON-SHORTING	
OPERATING MODE	SELF-LOCK	AP-2216L
	NON-LOCK	AP-2216N
STROKE	FULL 1.9mm	LOCK 1.1mm
OPERATING FORCE	180±50gf	
OPERATING LIFE(cycles)	10,000	

NO.	PARTS	MATERIAL	Q'TY	FINISHING	
9					WITHIN 1.5mm: ±0.1mm
8					OVER 1.5mm: ±0.2mm
7					
6					
5	SPRING	SUS	1	NATURAL	
4	CAM STICK	SUS	1	NATURAL	
3	CASE	PA66/BRASS STRIP	1	GREY/Ag PLATED	
2	COVER	PA66	1	BLACK	
1	KNDB	PA66/PBS C5210R-EH	1	WHITE/Ag CLAD	

THESE DRAWINGS AND SPECIFICATIONS ARE THE PROPERTY OF ACCURATE INNOTECH INC AND SHALL NOT BE REPRODUCED, COPIED OR USED IN ANY MANNER WITHOUT THE PRIOR WRITTEN CONSENT OF ACCURATE INNOTECH INC.

UNITS	mm	雅安科技有限公司 ACCURATE INNOTECH INC.			
MAT'L	SEE NOTE	TITLE:	PART NO.:		
FINISH	SEE NOTE	PUSH SWITCH / VERTICAL	AP-2216L & AP-2216N		
Q'TY		DR: <i>Ricky</i> 2016/02/19	DWG NO.:		
		CHKD: <i>Ricky</i> 2016/02/19	ADL-2216		
		APPD:	SCALE	SHEET	REV.
			5:1	1/1	A
					CUSTOMER DRAWING