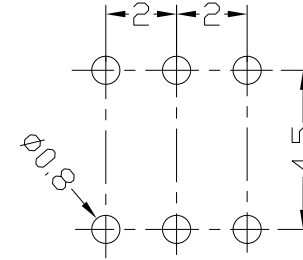
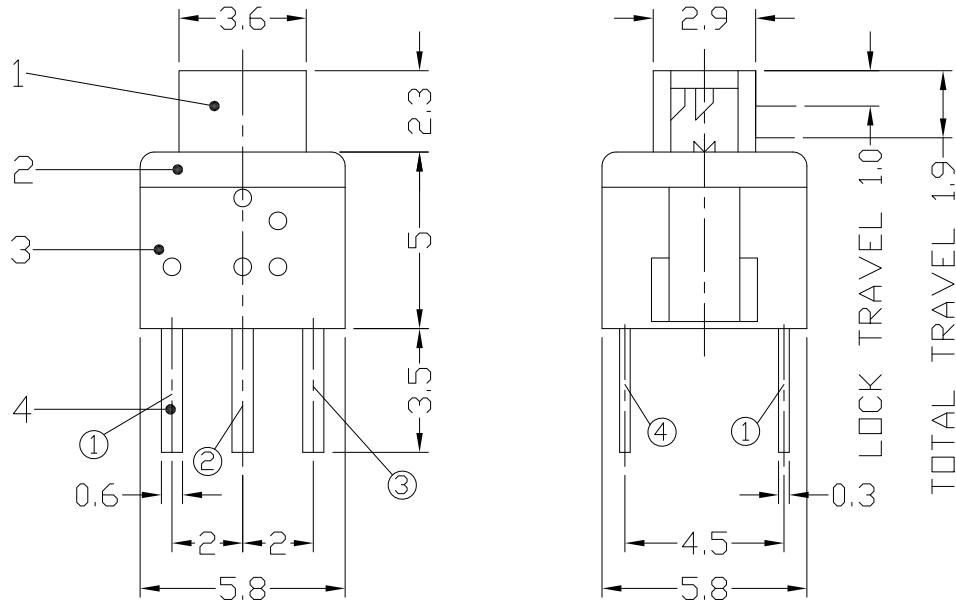




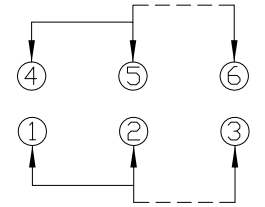
RoHS  
Compliant  
2002/95/EC

REV.	ECN. NO.	APPD.

# DIMENSIONS



P.C.B LAYOUT  
TOP VIEW



CIRCUIT DIAGRAM

## ELECTRO-MECHANICAL CHARACTERISTICS

Refer to additional specifications

RATING	DC12V 0.1A	
CIRCUIT	2P2T	
CONTACT RESISTANCE	70mΩ MAX.	
TIMING	NON-SHORTING	
OPERATING MODE	SELF-LOCK	AP-2216FL
	NON-LOCK	AP-2216FN
STROKE	FULL 1.9mm	LOCK 1.0mm
OPERATING FORCE	180±60gf	250±100gf
OPERATING LIFE(cycles)	10,000	

NO	PARTS	MATERIAL	QTY	FINISHING	
7	CONTACT	PBS	2	AG COATING	WITHIN 1.5mm: ±0.1mm
6	SPRING	SUS WIRE	1	NATURAL	OVER 1.5mm: ±0.2mm
5	LOCK PIN	SUS WIRE	1	Ni PLATED	
4	TERMINAL	BRASS STRIP	6	Ag PLATED	
3	CASE	PA6T	1	BLACK	
2	COVER	PA6T	1	GREY	
1	KNOB	PA6T	1	WHITE	

THESE DRAWINGS AND SPECIFICATIONS ARE THE PROPERTY OF ACCURATE INNOTECH INC AND SHALL NOT BE REPRODUCED, COPIED OR USED IN ANY MANNER WITHOUT THE PRIOR WRITTEN CONSENT OF ACCURATE INNOTECH INC.

UNITS	雅安科技有限公司			
MAT'L	ACCURATE INNOTECH INC.			
SEE NOTE	TITLE:	PART NO.:		
SEE NOTE	PUSH SWITCH / VERTICAL	AP-2216FL & AP-2216FN		
Q'TY	DR: <i>Ricky</i> 2017/05/15	DWG NO.:		
	CHKD: <i>Ricky</i> 2017/05/15	AZJ-2216F		
	APPD:	SCALE	SHEET	REV.
		6:1	1/1	A
				CUSTOMER DRAWING