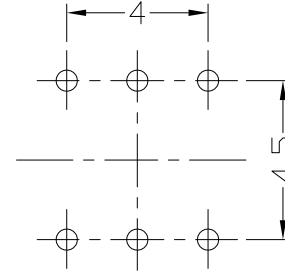
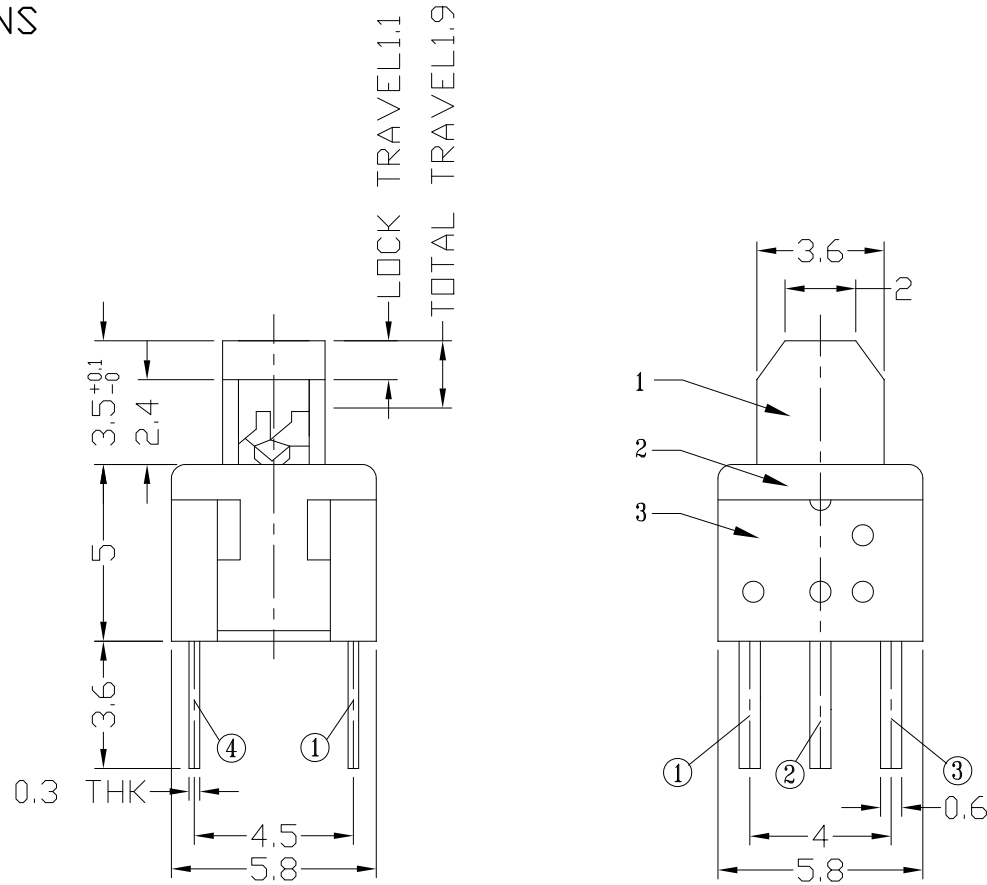




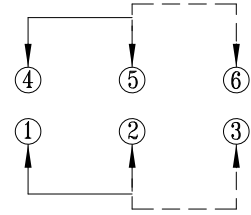
RoHS
Compliant
2002/95/EC

REV.	ECN. NO.	NO.	APPD.

DIMENSIONS



P.C.B LAYOUT



CIRCUIT DIAGRAM

ELECTRO-MECHANICAL CHARACTERISTICS

Refer to additional specifications

RATING	DC12V 0.1A	
CIRCUIT	2P2T	
CONTACT RESISTANCE	70mΩ MAX.	
TIMING	NON-SHORTING	
OPERATING MODE	SELF-LOCK	AP-2216GL
	NON-LOCK	AP-2216GN
STROKE	FULL 1.9mm	LOCK 1.1mm
OPERATING FORCE	150±50gf	250±100gf
OPERATING LIFE(cycles)	10,000	

NO	PARTS	MATERIAL	QTY	FINISHING	
6					WITHIN 1.5mm: ±0.1mm
5	CAM STICK	SUS	1	NATURAL	OVER 1.5mm: ±0.2mm
4	SPRING	SUS	1	NATURAL	
3	CASE	NYLON+F.G/BRASS STRIP	1	GREY/Ag PLATED OVER Ni PLATED	
2	COVER	PA66	1	BLACK	
1	KNOB	PA66/PBS C5210R-EH	1	WHITE/Ag CLAD	
					THESE DRAWINGS AND SPECIFICATIONS ARE THE PROPERTY OF ACCURATE INNOTECH INC AND SHALL NOT BE REPRODUCED, COPIED OR USED IN ANY MANNER WITHOUT THE PRIOR WRITTEN CONSENT OF ACCURATE INNOTECH INC.

UNITS	mm
MAT'L	SEE NOTE
FINISH	SEE NOTE
Q'TY	

雅安科技有限公司 ACCURATE INNOTECH INC.			
TITLE: PUSH SWITCH / VERTICAL		PART NO.: AP-2216GL & AP-2216GN	
DR: <i>Ricky</i> 2015/03/25		DWG NO.: ADJ-2216G	
CHKD: <i>Ricky</i> 2015/03/25		SCALE	SHEET
APPD:		5:1	1/1
		REV.	CUSTOMER DRAWING
		A	