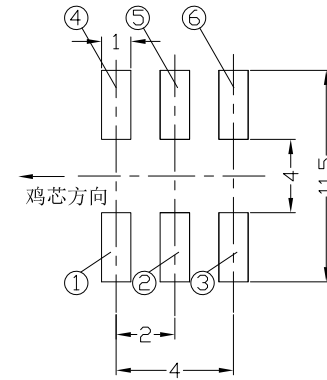
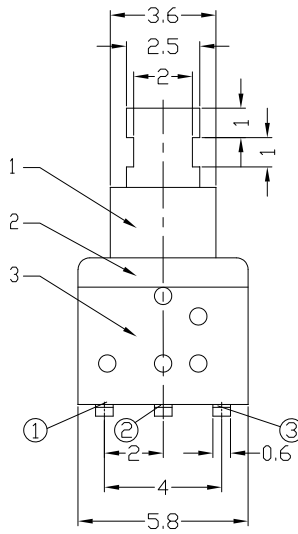
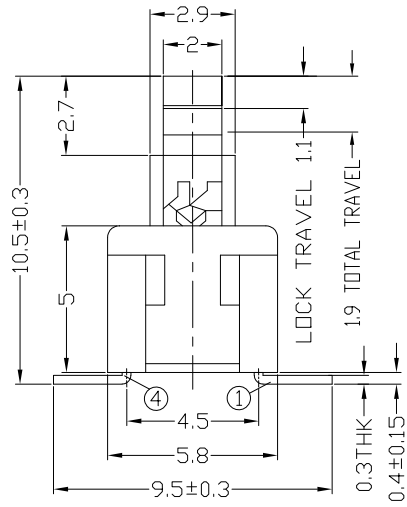




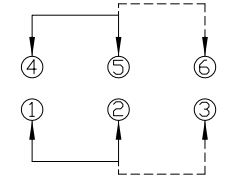
RoHS Compliant
2002/95/EC

REV.	ECN. NO.	NO.	APPD.

DIMENSIONS



P.C.B LAYOUT
TOP VIEW



CIRCUIT DIAGRAM

ELECTRO-MECHANICAL CHARACTERISTICS

Refer to additional specifications

RATING	0.2A 12V DC	
CIRCUIT	2P2T	
CONTACT RESISTANCE	100mΩ MAX.	
TIMING	NON-SHORTING	
OPERATING MODE	SELF-LOCK	AP-2216SL
	NON-LOCK	AP-2216SN
STROKE	FULL 1.9mm	LOCK 1.1mm
OPERATING FORCE	200±50gf	
OPERATING LIFE(cycles)	10,000	

NO.	PARTS	MATERIAL	Q'TY	FINISHING
9				
8				WITHIN 1.5mm: ±0.1mm
7	CAM STICK	SUS	1	NATURAL
6	HARDWARE TERMINAL	BRASS STRIP	6	Ag PLATED
5	CONTACT PIECE	PBS C5210R-EH	6	Ag CLAD
4	SPRING	SUS304	1	NATURAL
3	CASE	PPA	1	GRAY
2	COVER	PPA	1	BLACK
1	KNDB	PPA	1	WHITE
NO.	PARTS	MATERIAL	Q'TY	FINISHING

UNITS	mm
MAT'L	SEE NOTE
FINISH	SEE NOTE
Q'TY	SEE NOTE
<small>THESE DRAWINGS AND SPECIFICATIONS ARE THE PROPERTY OF ACCURATE INNOTECH INC AND SHALL NOT BE REPRODUCED, COPIED OR USED IN ANY MANNER WITHOUT THE PRIOR WRITTEN CONSENT OF ACCURATE INNOTECH INC.</small>	

雅安科技有限公司 ACCURATE INNOTECH INC.			
TITLE: PUSH SWITCH / VERTICAL		PART NO.: AP-2216S	
DR: <i>Ricky</i> 2020/05/13		DWG NO.: ADL-2216S	
CHKD: <i>Ricky</i> 2020/05/13		SCALE	SHEET
APPD:		5:1	1/1
		REV.	CUSTOMER DRAWING
		A	

