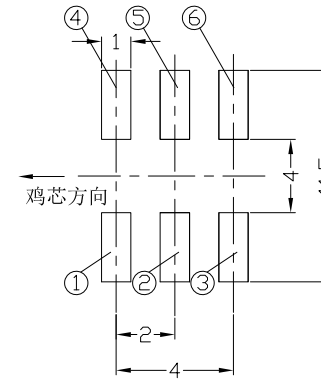
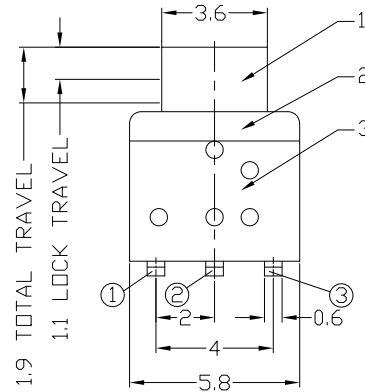
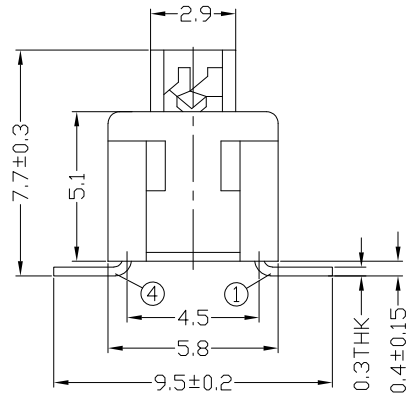


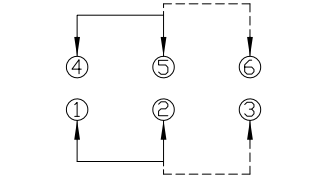


RoHS
Compliant
2002/95/EC

DIMENSIONS



P.C.B LAYOUT
TOP VIEW



CIRCUIT DIAGRAM

ELECTRO-MECHANICAL CHARACTERISTICS
Refer to additional specifications

RATING	0.2A 12V DC	
CIRCUIT	2P2T	
CONTACT RESISTANCE	100mΩ MAX.	
TIMING	NON-SHORTING	
OPERATING MODE	SELF-LOCK	AP-2216SFL
	NON-LOCK	AP-2216SFN
STROKE	FULL 1.9mm	LOCK 1.1mm
OPERATING FORCE	200±50gf	
OPERATING LIFE(cycles)	10,000	

9					
8					
7	CAM STICK	SUS	1	NATURAL	
6	HARDWARE TERMINAL	BRASS STRIP	4	Ag PLATED	
5	CONTACT PIECE	PBS C5210R-EH	6	Ag CLAD	
4	SPRING	SUS304	1	NATURAL	
3	CASE	PPA	1	BLACK	
2	COVER	PPA	1	BLACK	
1	KNDB	PPA	1	WHITE	
NO.	PARTS	MATERIAL	Q'TY	FINISHING	

WITHIN 1.5mm: ±0.1mm
OVER 1.5mm: ±0.2mm

THESE DRAWINGS AND SPECIFICATIONS ARE THE PROPERTY OF ACCURATE INNOTECH INC AND SHALL NOT BE REPRODUCED, COPIED OR USED IN ANY MANNER WITHOUT THE PRIOR WRITTEN CONSENT OF ACCURATE INNOTECH INC.

UNITS mm
MAT'L SEE NOTE
FINISH SEE NOTE
Q'TY

雅安科技有限公司
ACCURATE INNOTECH INC.

TITLE: PUSH SWITCH / VERTICAL PART NO.: AP-2216SF

DR: Ricky 2020/05/13 DWG NO.: ADL-2216SF

CHKD: Ricky 2020/05/13

APPD:

SCALE	SHEET	REV.	CUSTOMER
5:1	1/1	A	DRAWING