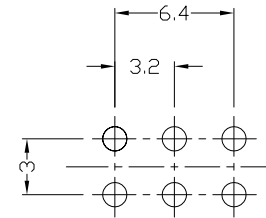
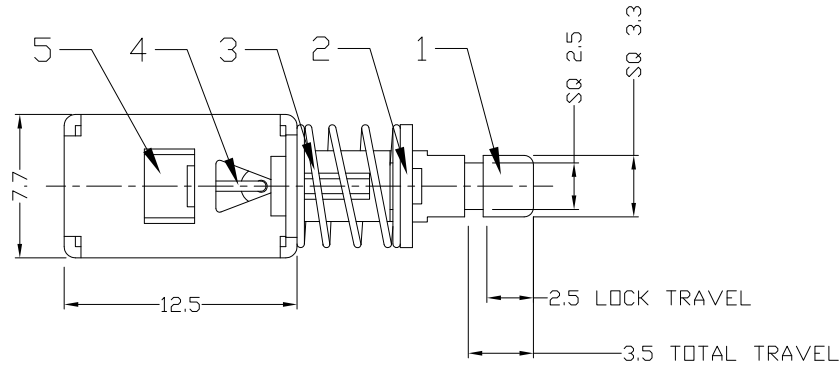




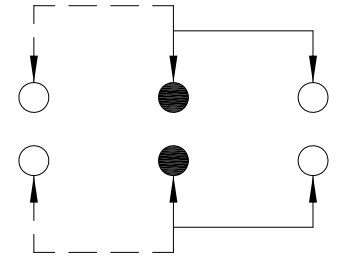
RoHS Compliant  
2002/95/EC

REV.	ECN.	NO.	APPD.

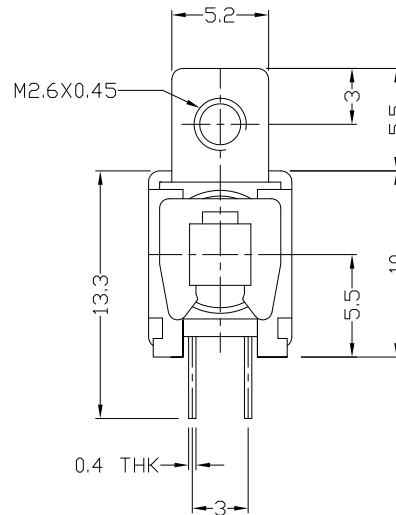
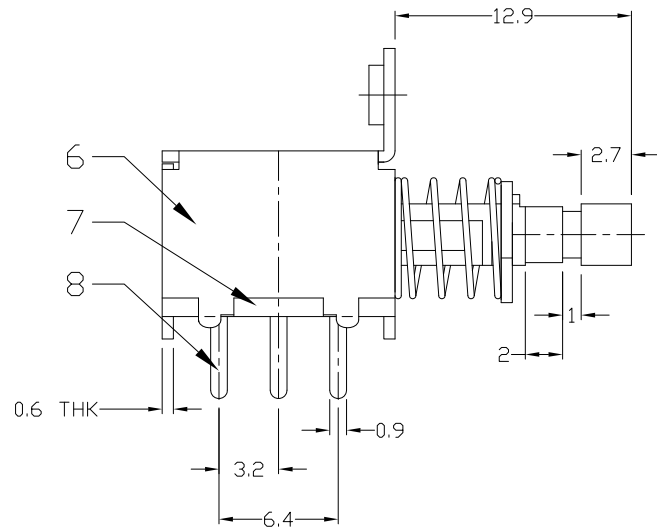
DIMENSIONS



P.C.B LAYOUT  
BOTTOM VIEW



CIRCUIT DIAGRAM



ELECTRO-MECHANICAL CHARACTERISTICS

Refer to additional specifications

RATING	DC50V 0.3A	
CIRCUIT	2P2T	
CONTACT RESISTANCE	100mΩ MAX.	
TIMING	NON-SHORTING	
OPERATING MODE	SELF-LOCK	AP-22F05L
	NON-LOCK	AP-22F07N
STROKE	TOTAL 3.5mm	LOCK 2.5mm
OPERATING FORCE	350±100gf	
OPERATING LIFE(cycles)	10,000	

NO.	PARTS	MATERIAL	Q'TY	FINISHING
9	CONTACT CLIP	PBS STRIP	2	Ag PLATED
8	TERMINAL	BRASS STRIP	6	Ag PLATED
7	BASE	PHENDLIC RESIN	1	NATURAL
6	FRAME	STEEL STRIP	1	Ni PLATED
5	SPRING PLATE	PBS STRIP	1	NATURAL
4	CAM STICK	PBS WIRE	1	NATURAL
3	SPRING	STEEL WIRE	1	Ni PLATED
2	BLOCK	STEEL STRIP	1	Ni PLATED
1	KNOB	PA66	1	BLACK

WITHIN 1.5mm±0.1mm  
OVER 1.5mm±0.2mm

THESE DRAWINGS AND SPECIFICATIONS ARE THE PROPERTY OF ACCURATE INNOTECH INC AND SHALL NOT BE REPRODUCED, COPIED OR USED IN ANY MANNER WITHOUT THE PRIOR WRITTEN CONSENT OF ACCURATE INNOTECH INC.

UNITS	mm
MAT'L	SEE NOTE
FINISH	SEE NOTE
Q'TY	SEE NOTE

**雅安科技有限公司**  
**ACCURATE INNOTECH INC.**

TITLE: PUSH SWITCH / HORIZONTAL	PART NO.: AP-22F05L & AP-22F07N
DR: <i>Ricky</i> 2015/03/31	DWG NO.: ADL-22F0507
CHKD: <i>Ricky</i> 2015/03/31	SCALE SHEET REV. CUSTOMER 2:1 1/1 A DRAWING
APPD:	