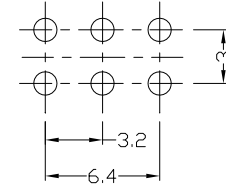
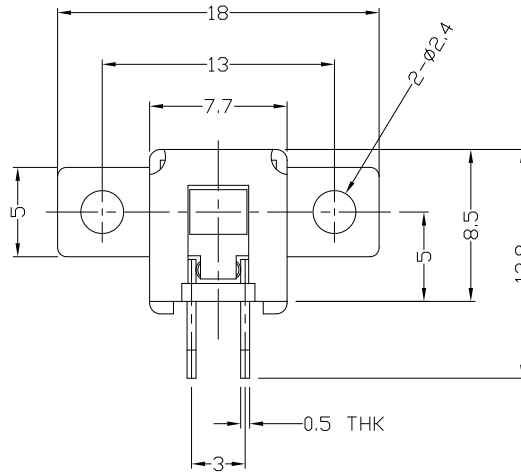
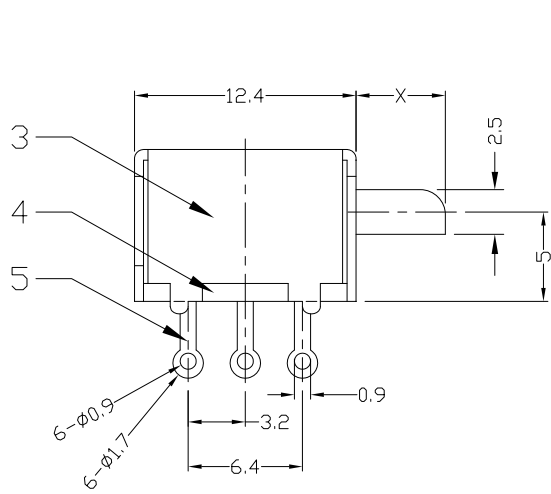
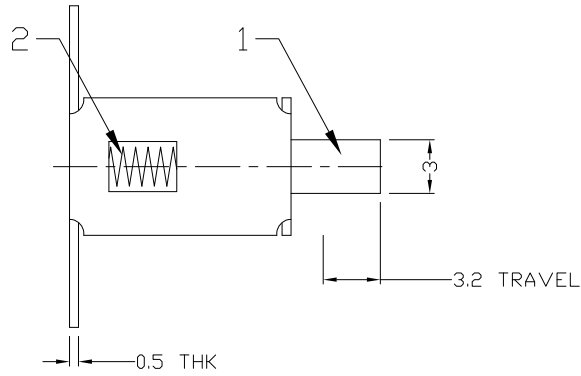




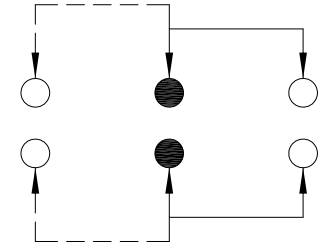
RoHS Compliant
2002/95/EC

REV.	ECN. NO.	APPD.

DIMENSIONS



P.C.B LAYOUT
BOTTOM VIEW



CIRCUIT DIAGRAM

ELECTRO-MECHANICAL CHARACTERISTICS
Refer to additional specifications

RATING	DC50V 0.3A
CIRCUIT	2P2T
CONTACT RESISTANCE	100m Ω MAX.
TIMING	NON-SHORTING
OPERATING MODE	NON-LOCK
STROKE	FULL 3.2mm
OPERATING FORCE	100 \pm 30gf
OPERATING LIFE(cycles)	10,000

NO.	PARTS	MATERIAL	Q'TY	FINISHING
8				
7				
6	CONTACT CLIP	PBS STRIP	2	Ag PLATED
5	TERMINAL	BRASS STRIP	6	Ag PLATED
4	BASE	PHENDLIC RESIN	1	NATURAL
3	FRAME	STEEL STRIP	1	Ni PLATED
2	SPRING	STEEL WIRE	1	NATURAL
1	KNOB	POM	1	BLACK

WITHIN 1.5mm \pm 0.1mm
OVER 1.5mm \pm 0.2mm

THESE DRAWINGS AND SPECIFICATIONS ARE THE PROPERTY OF ACCURATE INNOTECH INC AND SHALL NOT BE REPRODUCED, COPIED OR USED IN ANY MANNER WITHOUT THE PRIOR WRITTEN CONSENT OF ACCURATE INNOTECH INC.

UNITS	MAT'L	FINISH	Q'TY
mm	SEE NOTE	SEE NOTE	

雅安科技有限公司
ACCURATE INNOTECH INC.

TITLE: PUSH SWITCH / HORIZONTAL PART NO.: AP-22F14N

DR: Ricky 2015/03/31 DWG NO.: ADL-22F14

CHKD: Ricky 2015/03/31

APPD:

SCALE	SHEET	REV.	CUSTOMER DRAWING
2:1	1/1	A	