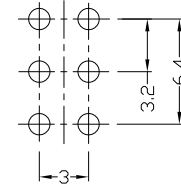
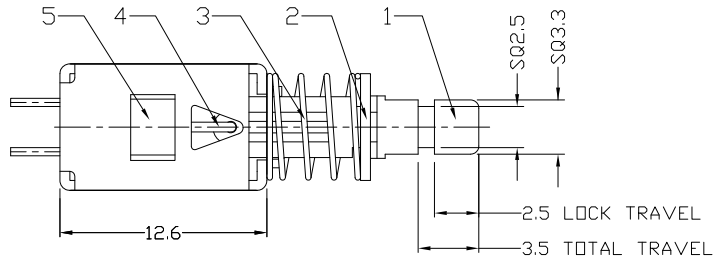




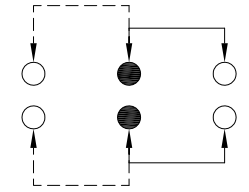
RoHS Compliant
2002/95/EC

REV.	ECN.	NO.	APPD.

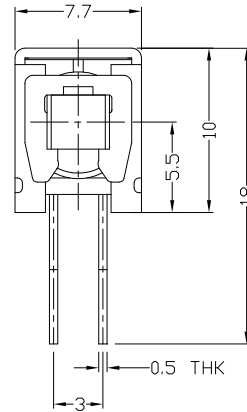
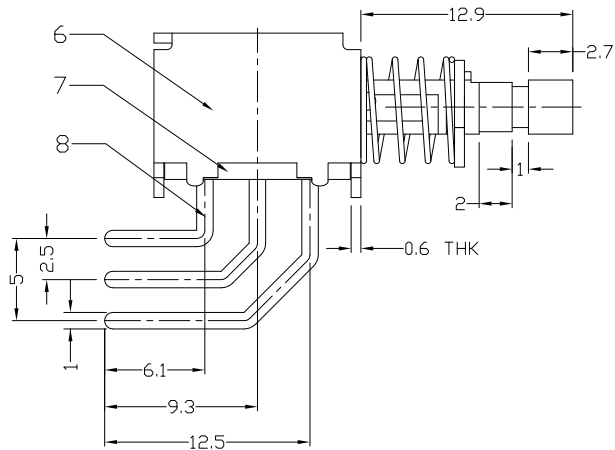
DIMENSIONS



P.C.B LAYOUT
BOTTOM VIEW



CIRCUIT DIAGRAM



ELECTRO-MECHANICAL CHARACTERISTICS

Refer to additional specifications

RATING	DC50V 0.3A
CIRCUIT	2P2T
CONTACT RESISTANCE	100mΩ MAX.
TIMING	NON-SHORTING
OPERATING MODE	SELF-LOCK
STROKE	TOTAL 3.5mm LOCK 2.5mm
OPERATING FORCE	250±100gf
OPERATING LIFE(cycles)	10,000

9	CONTACT CLIP	PBS STRIP	2	Ag PLATED
8	TERMINAL	BRASS STRIP	6	Ag PLATED
7	BASE	PHENDLIC RESIN	1	NATURAL
6	FRAME	STEEL STRIP	1	Ni PLATED
5	SPRING PLATE	PBS STRIP	1	NATURAL
4	CAM STICK	PBS STRIP	1	NATURAL
3	SPRING	STEEL WIRE	1	Ni PLATED
2	BLOCK	STEEL STRIP	1	Ni PLATED
1	KNOB	PA66	1	BLACK
NO.	PARTS	MATERIAL	Q'TY	FINISHING

WITHIN 1.5mm±0.1mm
OVER 1.5mm±0.2mm

THESE DRAWINGS AND SPECIFICATIONS ARE THE PROPERTY OF ACCURATE INNOTECH INC AND SHALL NOT BE REPRODUCED, COPIED OR USED IN ANY MANNER WITHOUT THE PRIOR WRITTEN CONSENT OF ACCURATE INNOTECH INC.

UNITS	mm
MAT'L	SEE NOTE
FINISH	SEE NOTE
Q'TY	

雅安科技有限公司 ACCURATE INNOTECH INC.			
TITLE: PUSH SWITCH / HORIZONTAL		PART NO.: AP-22F36L	
DR: <i>Ricky</i> 2015/04/01		DWG NO.: ADL-22F36	
CHKD: <i>Ricky</i> 2015/04/01		SCALE	SHEET
APPD:		5:2	1/1
		REV.	CUSTOMER DRAWING
		A	