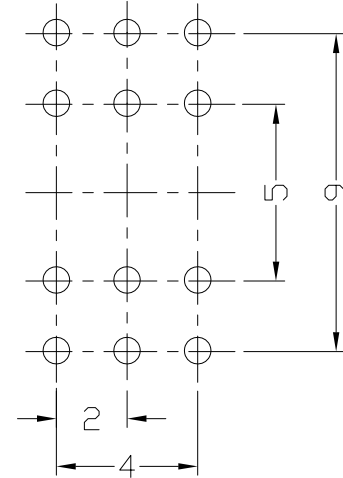
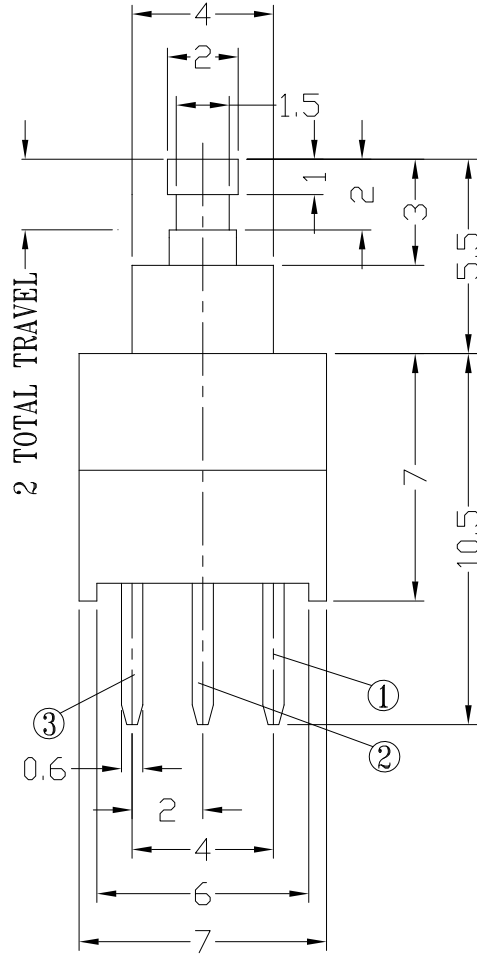
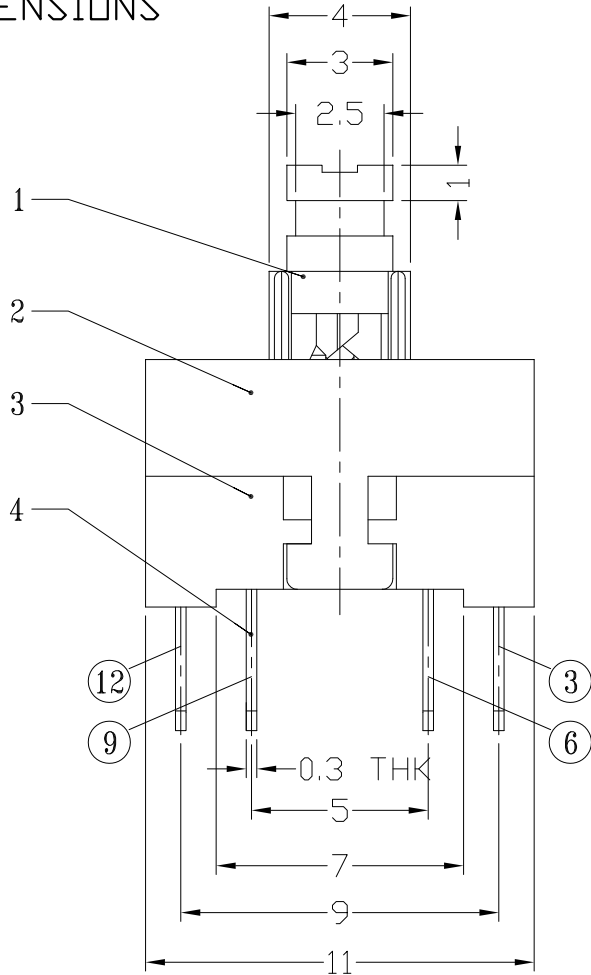




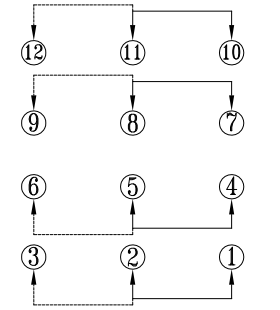
RoHS
Compliant
2002/95/EC

REV.	ECN. NO.	APPD.

DIMENSIONS



P.C.B LAYOUT



CIRCUIT DIAGRAM

ELECTRO-MECHANICAL CHARACTERISTICS

Refer to additional specifications

RATING	DC30V 0.1A
CIRCUIT	4P2T
CONTACT RESISTANCE	70mΩ MAX.
TIMING	NON-SHORTING
OPERATING MODE	NON-LOCK
STROKE	FULL 2.0mm
OPERATING FORCE	250±100gf
OPERATING LIFE(cycles)	10,000

NO	PARTS	MATERIAL	QTY	FINISHING	
6	SPRING	SUS	1	NATURAL	WITHIN 1.5mm: ±0.1mm
5	CONTACT CLIP	PBS C5210R-EH	4	Ag CLAD	OVER 1.5mm: ±0.2mm
4	TERMINAL	PBT/BRASS STRIP	4	BLACK/Ag PLATED OVER NI PLATED	
3	CASE	PA66	1	BLACK	
2	COVER	POM	1	BLACK	
1	KNOB	POM	1	WHITE	

UNITS	雅安科技有限公司 ACCURATE INNOTECH INC.			
mm	TITLE: PUSH SWITCH / VERTICAL		PART NO.: AP-4201N	
MAT'L	DR: <i>Ricky</i> 2015/03/23		DWG NO.: ADJ-4201	
SEE NOTE	CHKD: <i>Ricky</i> 2015/03/23			
FINISH	APPD: <i>Ricky</i>		SCALE	SHEET
SEE NOTE			4:1	1/1
Q'TY			REV.	CUSTOMER
			A	DRAWING

THESE DRAWINGS AND SPECIFICATIONS ARE THE PROPERTY OF ACCURATE INNOTECH INC AND SHALL NOT BE REPRODUCED, COPIED OR USED IN ANY MANNER WITHOUT THE PRIOR WRITTEN CONSENT OF ACCURATE INNOTECH INC.

