



RoHS Compliant
2002/95/EC

REV.	ECN. NO.	APPD.

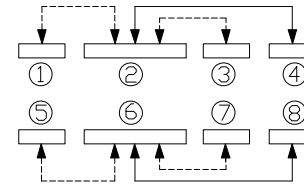
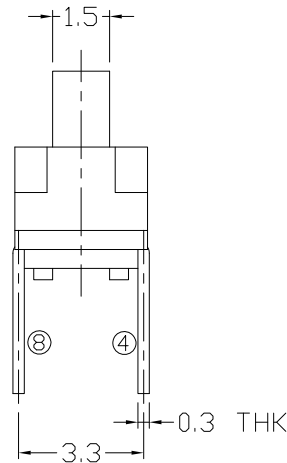
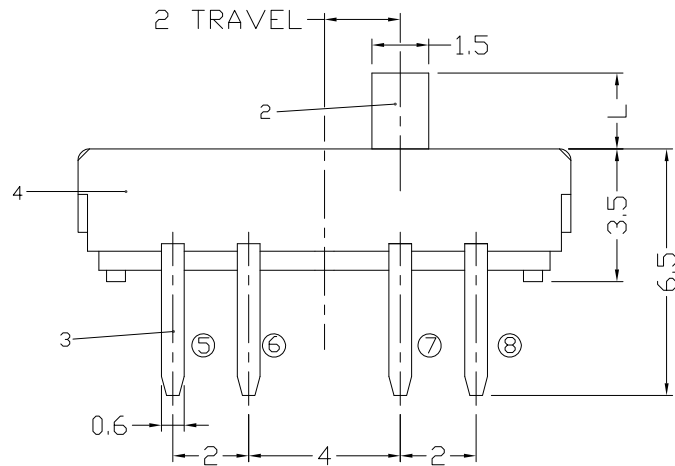
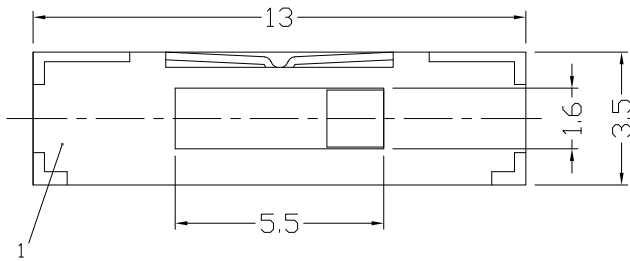
MODEL CODE

AS-2336 -

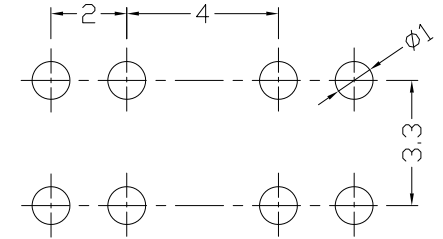
L	(mm)
-	2.0
A	3.0
B	4.0

Knob Color	
B	Black
W	White

DIMENSIONS



CIRCUIT DIAGRAM



P.C.B. LAYOUT

ELECTRO-MECHANICAL CHARACTERISTICS

Refer to additional specifications

Rating	DC 12V 0.3A
Circuit	2P3T
Contact Resistance	100mΩ Max.
Travel	2±0.3mm
Operating Force	250±100gf
Operating Life(cycles)	5,000

NO.	PARTS	MATERIAL	Q'TY	FINISHING
7				
6				
5	CONTACT	PBS	2	Ag PLATED
4	BASE	LCP	1	BLACK
3	TERMINAL	BRASS	8	Ag PLATED
2	KNOB	PA46	1	BLACK
1	COVER	SUS	1	NATURAL

GENERAL TOLERANCE	UNITS mm
WITHIN 1.5mm±0.1mm	MAT'L SEE NOTE
OVER 1.5mm±0.2mm	FINISH SEE NOTE
THESE DRAWINGS AND SPECIFICATIONS ARE THE PROPERTY OF ACCURATE INNOTECH INC AND SHALL NOT BE REPRODUCED, COPIED OR USED IN ANY MANNER WITHOUT THE PRIOR WRITTEN CONSENT OF ACCURATE INNOTECH INC.	Q'TY

SEE NOTE
SEE NOTE
Q'TY

雅安科技有限公司 ACCURATE INNOTECH INC.			
TITLE: MINI SLIDE SWITCH		PART NO.: AS-2336	
DR: <i>Ricky</i> 2020/05/12		DWG NO.: AZJ-2336	
CHKD: <i>Ricky</i> 2020/05/12		SCALE	SHEET
APPD:		6:1	1/1
		REV.	CUSTOMER DRAWING
		A	