Pb Process Capable

RoHS Compliant 2002/95/EC

REV.	ECN. NO.	APPD.

DIMENSIONS

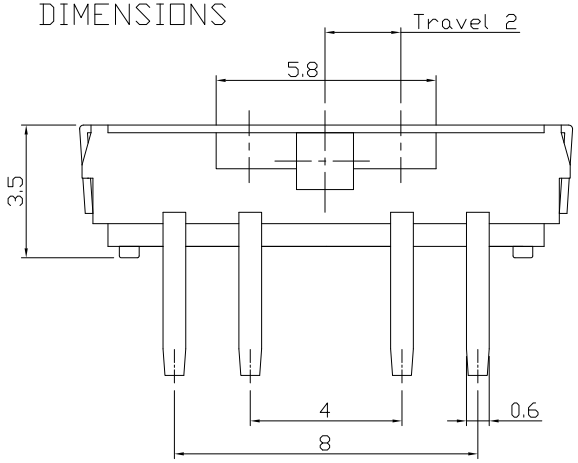

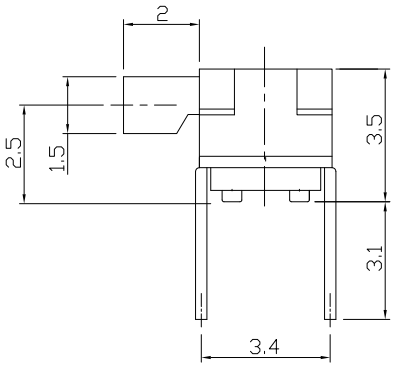

CIRCUIT DIAGRAM

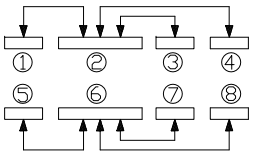

PRODUCT IMAGE

MODEL CODE

AS-2346 [ ] - [B]

L	(mm)
–	2.0

Knob Color	
B	Black
W	White

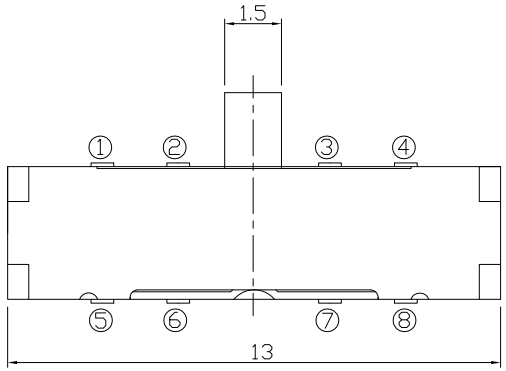

P.C.B MOUNTING PATTERN DIMENSION

The following soldering patterns are recommended for reflow soldering

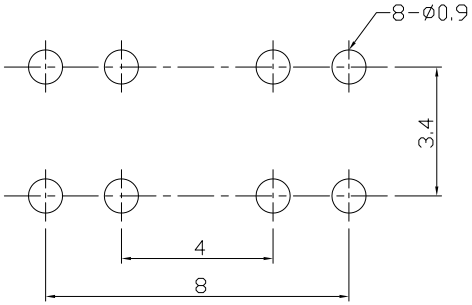

ELECTRO-MECHANICAL CHARACTERISTICS

Refer to additional specifications

Rating	DC 6V 0.3A
Circuit	2C-3P
Contact Resistance	100mΩ Max.
Travel	2.0 ± 0.3mm
Operating Force	250±100gf
Operating Life(cycles)	10,000

.X ±0.2	X. ±2°	UNITS mm	雅安科技有限公司 ACCURATE INNOTECH INC.
		MAT'L SEE NOTE	TITLE: MINI SLIDE SWITCH / PART NO.: AS-2346 SERIES
		FINISH SEE NOTE	DR: Ricky 2024/03/22 / DWG NO.: ASI-2346
		Q'TY	CHKD: Ricky 2024/03/22
			APPD:

SCALE 1:1 | SHEET 1/1 | REV. A | CUSTOMER DRAWING

THESE DRAWINGS AND SPECIFICATIONS ARE THE PROPERTY OF ACCURATE INNOTECH INC AND SHALL NOT BE REPRODUCED, COPIED OR USED IN ANY MANNER WITHOUT THE PRIOR WRITTEN CONSENT OF ACCURATE INNOTECH INC.