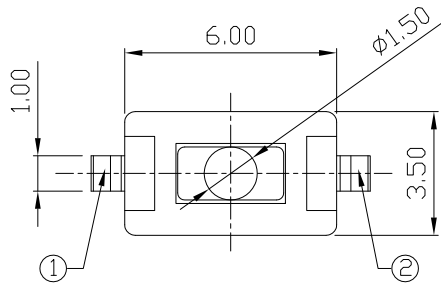




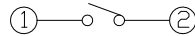
RoHS
Compliant
2002/95/EC

REV.	ECN.	NO.	APPD.

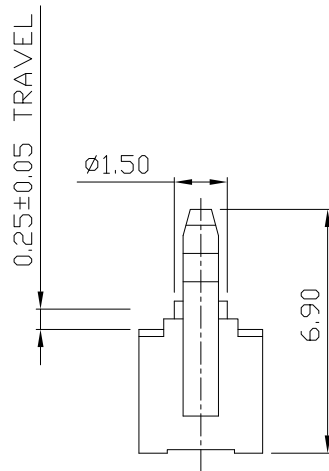
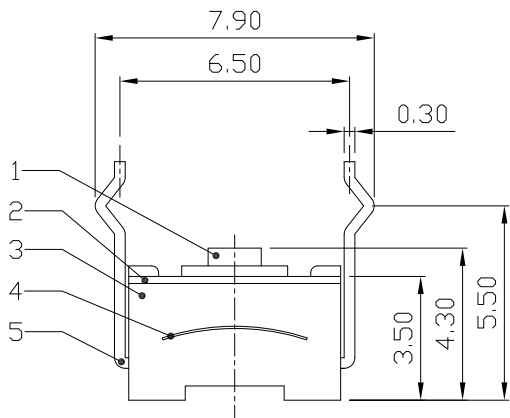
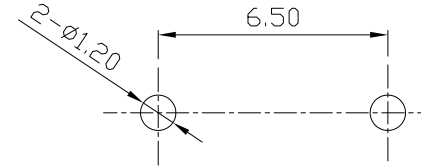
DIMENSIONS



CIRCUIT DIAGRAM



P.C.B MOUNTING PATTERN DIMENSION



ELECTRO-MECHANICAL CHARACTERISTICS

Refer to additional specifications

Rating	DC 12V 50mA	
Contact Resistance	100mΩ Max.	
Travel	0.25±0.05	
Operating Force	180±50gf	250±100gf
Operating Life(cycles)	30,000	

5	TERMINAL	BRASS	2	Ag PLATED OVER Ni PLATED
4	CONTACT	SUS	1	Ag CALD
3	CASE	NYLON+F.G	1	BLACK
2	COVER	SUS	1	WASHING
1	KNOB	NYLON+F.G	1	BLACK/WHITE
NO.	PARTS	MATERIAL	Q'TY	FINISHING

WITHIN 1.5mm:±0.1mm	UNITS mm
OVER 1.5mm:±0.2mm	MAT'L SEE NOTE
THESE DRAWINGS AND SPECIFICATIONS ARE THE PROPERTY OF ACCURATE INNOTECH INC AND SHALL NOT BE REPRODUCED, COPIED OR USED IN ANY MANNER WITHOUT THE PRIOR WRITTEN CONSENT OF ACCURATE INNOTECH INC.	FINISH SEE NOTE
	Q'TY

雅安科技有限公司 ACCURATE INNOTECH INC.			
TITLE: TACT SWITCH		PART NO.: AT-1101UTB SERIES	
DR: <i>Ricky</i> 2017/08/01		DWG NO.: AZJ-1101UTB	
CHKD: <i>Ricky</i> 2017/08/01		SCALE: 4:1	SHEET: 1/1
APPD:		REV: A	CUSTOMER DRAWING