

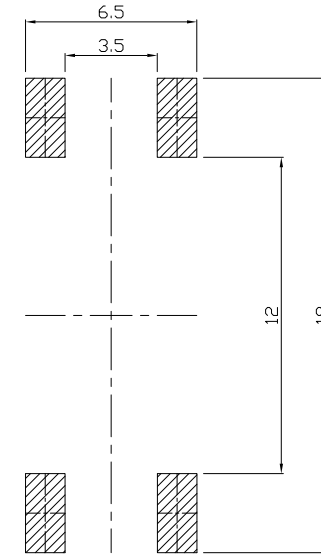
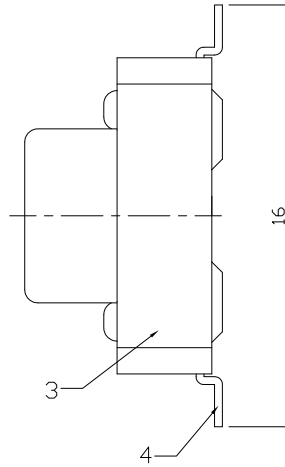
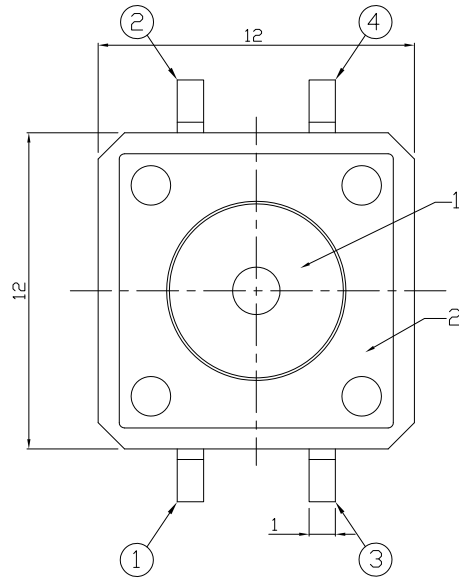


RoHS  
Compliant  
2002/95/EC

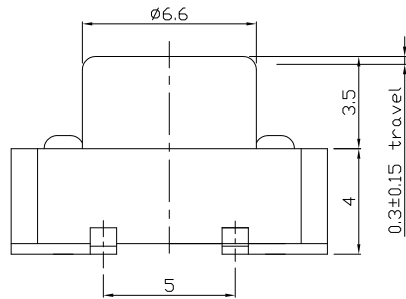
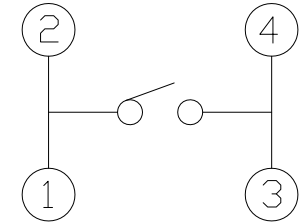
REV.	ECN. NO.	APPD.

### P.C.B MOUNTING PATTERN DIMENSION

### DIMENSIONS



### CIRCUIT DIAGRAM



### ELECTRO-MECHANICAL CHARACTERISTICS

Refer to additional specifications

Rating	DC 12V 50mA	
Contact Resistance	100m $\Omega$ Max.	
Travel	0.3 $\pm$ 0.15mm	
Operating Force	160 $\pm$ 50gf	250 $\pm$ 100gf
Operating Life(cycles)	100,000	

NO.	PART NAME	MATERIAL	QTY.	FINISHING										
5	SPRING PLATE	PBS	1	Ag CLAD	WITHIN 1.5mm $\pm$ 0.1	UNITS	mm	雅安科技有限公司 <b>ACCURATE INNOTECH INC.</b> TITLE: TACT SWITCH PART NO.: AT-1103SB SERIES DR: <i>Ricky</i> 2017/09/20 DWG NO.: AZJ-1103SB CHKD: <i>Ricky</i> 2017/09/20 APPD:						
4	TERMINAL	BRASS STRIP	4	Ag COATING	OVER 1.5mm $\pm$ 0.2	MAT'L	SEE NOTE				SCALE	SHEET	REV.	CUSTOMER DRAWING
3	CASE	NYLON+F.G	1	BLACK		FINISH	SEE NOTE				4:1	1/1	A	
2	COVER	MILD STEEL	1	Ni COATING		Q'TY								
1	KNOB	NYLON+F.G	1	BLACK										
THESE DRAWINGS AND SPECIFICATIONS ARE THE PROPERTY OF ACCURATE INNOTECH INC AND SHALL NOT BE REPRODUCED, COPIED OR USED IN ANY MANNER WITHOUT THE PRIOR WRITTEN CONSENT OF ACCURATE INNOTECH INC.							APPD:							