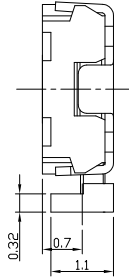
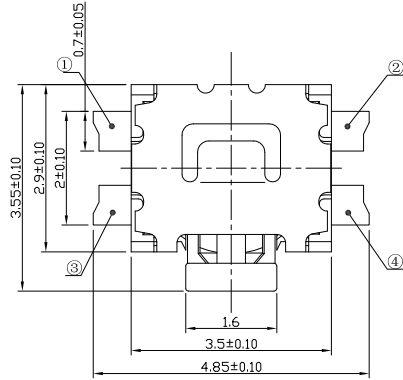




RoHS
Compliant
2002/95/EC

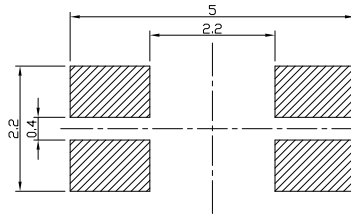
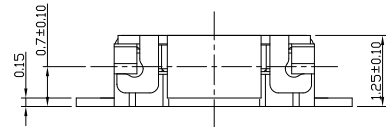
REV.	ECN. NO.	APPD.

DIMENSIONS

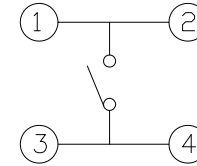


P.C.B MOUNTING PATTERN DIMENSION

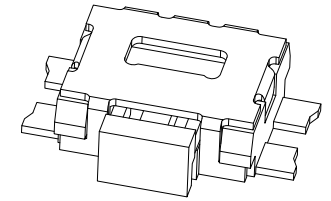
The following soldering patterns are recommended for reflow soldering



CIRCUIT DIAGRAM



PRODUCT IMAGE



ELECTRO-MECHANICAL CHARACTERISTICS

Refer to additional specifications

Rating	DC 12V 50mA
Contact Resistance	100mΩ Max.
Travel	0.2 ± 0.1mm
Operating Force	220±50gf
Operating Life(cycles)	100,000

6					.X ±0.3	X. ±2'	UNITS mm	雅安科技有限公司 ACCURATE INNOTECH INC.				
5	Knob	LCP	1				MAT'L					TITLE: TACT SWITCH
4	Cover	Stainless Steel	1				SEE NOTE	DR: Ricky 2024/03/22	DWG NO.: ASI-1135BP1			
3	Contact	Stainless Steel	1	Ag Clad			FINISH	CHKD: Ricky 2024/03/22	SCALE	SHEET	REV.	CUSTOMER
2	Case	LCP	1				SEE NOTE	APPD:	1:1	1/1	A	DRAWING
1	Terminal	Phosphor Bronze	1	Ag Plating			Q'TY					
NO	PARTS	MATERIAL	QTY	FINISHING	THESE DRAWINGS AND SPECIFICATIONS ARE THE PROPERTY OF ACCURATE INNOTECH INC AND SHALL NOT BE REPRODUCED, COPIED OR USED IN ANY MANNER WITHOUT THE PRIOR WRITTEN CONSENT OF ACCURATE INNOTECH INC.							