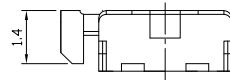
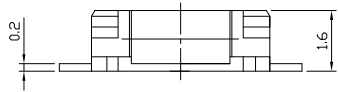




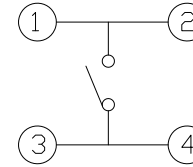
RoHS  
Compliant  
2002/95/EC

| REV. | ECN. NO. | APPD. |
|------|----------|-------|
|      |          |       |
|      |          |       |
|      |          |       |


DIMENSIONS



CIRCUIT DIAGRAM



PRODUCT IMAGE

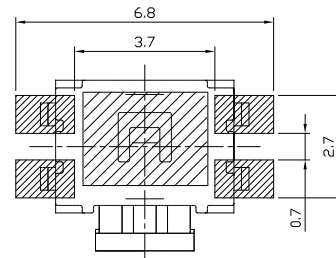
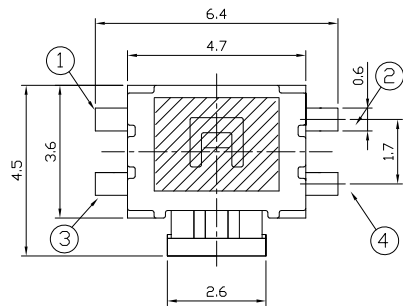


P.C.B MOUNTING PATTERN DIMENSION

The following soldering patterns are recommended for reflow soldering

ELECTRO-MECHANICAL CHARACTERISTICS

Refer to additional specifications



|                        |              |
|------------------------|--------------|
| Rating                 | DC 12V 50mA  |
| Contact Resistance     | 100mΩ Max.   |
| Travel                 | 0.25 ± 0.1mm |
| Operating Force        | 250±50gf     |
| Operating Life(cycles) | 50,000       |

|  |        |
|--|--------|
| .X ±0.3  | X. ±2' |
| UNITS mm   |        |
| MAT'L SEE NOTE   |        |
| FINISH SEE NOTE  |        |
| Q'TY   |        |
| <small>THESE DRAWINGS AND SPECIFICATIONS ARE THE PROPERTY OF ACCURATE INNOTECH INC AND SHALL NOT BE REPRODUCED, COPIED OR USED IN ANY MANNER WITHOUT THE PRIOR WRITTEN CONSENT OF ACCURATE INNOTECH INC.</small> |        |

|                                    |  |                             |                  |
|------------------------------------|--|-----------------------------|------------------|
| 雅安科技有限公司<br>ACCURATE INNOTECH INC. |  |                             |                  |
| TITLE: TACT SWITCH                 |  | PART NO.: AT-1189BP1 SERIES |                  |
| DR: <i>Ricky</i> 2024/03/22        |  | DWG NO.: ASI-1189BP1        |                  |
| CHKD: <i>Ricky</i> 2024/03/22      |  | SCALE: 1:1                  | SHEET: 1/1       |
| APPD:                              |  | REV: A                      | CUSTOMER DRAWING |