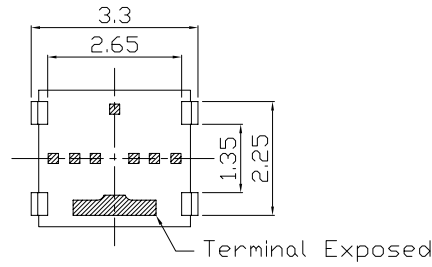
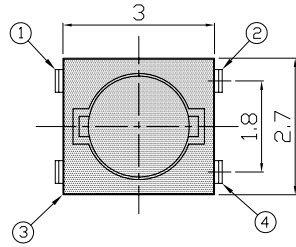




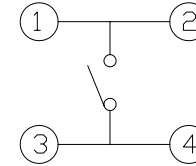
**RoHS Compliant**  
2002/95/EC

REV.	ECN.	NO.	APPD.


**DIMENSIONS**



**CIRCUIT DIAGRAM**

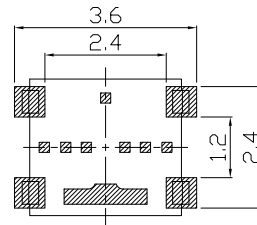
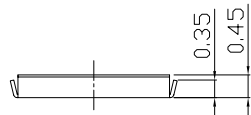


**PRODUCT IMAGE**



**P.C.B MOUNTING PATTERN DIMENSION**

The following soldering patterns are recommended for reflow soldering



**ELECTRO-MECHANICAL CHARACTERISTICS**

Refer to additional specifications

Rating	DC 12V 50mA	
Contact Resistance	100mΩ Max.	
Travel	0.15 ± 0.1mm	
Operating Force	160±30gf	250±50gf
Operating Life(cycles)	100,000	

.X ±0.2	X. ±2'
UNITS mm	
MAT'L	
SEE NOTE	
FINISH	
SEE NOTE	
Q'TY	
<small>THESE DRAWINGS AND SPECIFICATIONS ARE THE PROPERTY OF ACCURATE INNOTECH INC AND SHALL NOT BE REPRODUCED, COPIED OR USED IN ANY MANNER WITHOUT THE PRIOR WRITTEN CONSENT OF ACCURATE INNOTECH INC.</small>	

<b>雅安科技有限公司</b>			
<b>ACCURATE INNOTECH INC.</b>			
TITLE: TACT SWITCH		PART NO.: AT-1196 SERIES	
DR: <i>Ricky</i> 2024/03/25		DWG NO.: ASI-1196	
CHKD: <i>Ricky</i> 2024/03/25		SCALE: 1:1	SHEET: 1/1
APPD:		REV.: A	CUSTOMER DRAWING