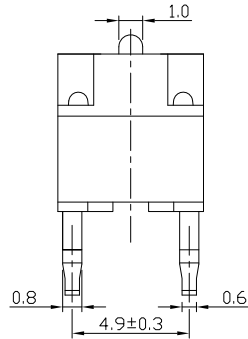
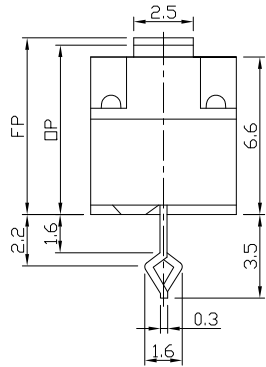
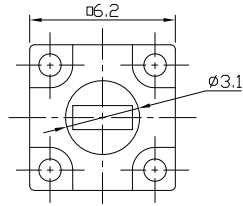




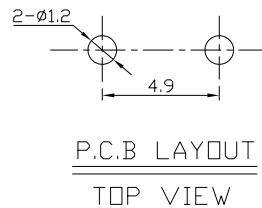
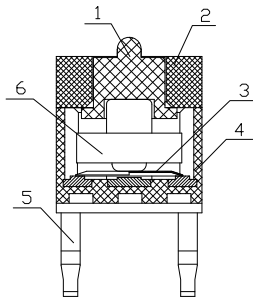
RoHS
Compliant
2002/95/EC

REV.	ECN.	NO.	APPD.

DIMENSIONS



Structure chart



1.Functional spec

1.1 Rated Voltage	DC30V
1.2 Rated Current	50mA
1.3 Contact Resistance	≤100mΩ(Initial value)
1.4 Operating Force	70±20gf
1.5 Bounce Time	
1.6 Free Position	7.35±0.2mm
1.7 Operating Position	7.0±0.2mm
1.8 Position Travel	
1.9 Return Force	

2.Reliable Rating

2.1 Mechanical Life	1,000,000 CYCLES
2.2 Electrical Life	1,000,000 CYCLES
2.3 Insulation Resistance	≥100MΩ DC250V
2.4 Withstand Voltage	AC600V 1 minute
2.5 Soldering Technic	Hand/Reflow soldering
2.6 Operating Temper	-20°C ~ +70°C
2.7 Ambient Humidity Used	<85%RH

Material list

NO.	PARTS	MATERIAL	Q'TY	FINISHING
8				
7				
6	Thimble	RUBBER	1	
5	Terminal	C2680	2	
4	Base	Nylon	1	
3	Spring Plate	SUS301	1	
2	Case	Nylon	1	
1	Button	Nylon	1	

Tolerance:±0.2	UNITS mm
	MAT'L
	SEE NOTE
	FINISH
	SEE NOTE
	Q'TY

雅安科技有限公司 ACCURATE INNOTECH INC.			
TITLE: TACT SWITCH		PART NO.: AT-2700TJ-70G	
DR: Ricky 2017/7/20		DWG NO.: ATD-2700TJ-70G	
CHKD: Ricky 2017/7/20		SCALE	SHEET
APPD:		1:1	1/1
		REV.	CUSTOMER DRAWING
		A	

THESE DRAWINGS AND SPECIFICATIONS ARE THE PROPERTY OF ACCURATE INNOTECH INC AND SHALL NOT BE REPRODUCED, COPIED OR USED IN ANY MANNER WITHOUT THE PRIOR WRITTEN CONSENT OF ACCURATE INNOTECH INC.

