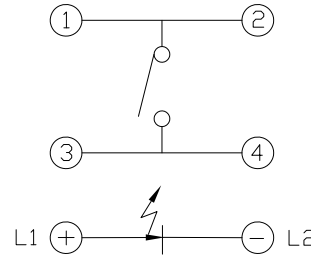
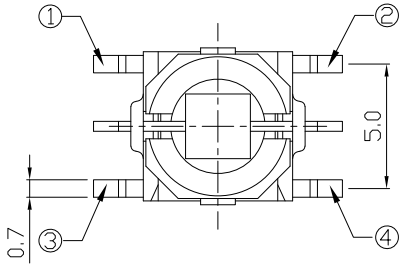




RoHS
Compliant
2002/95/EC

REV.	ECN. NO.	APPD.

DIMENSIONS

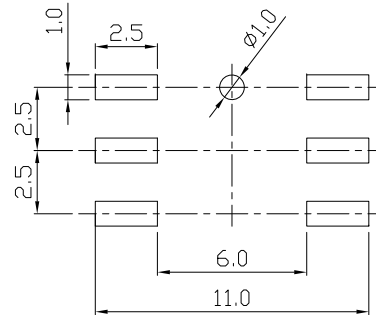
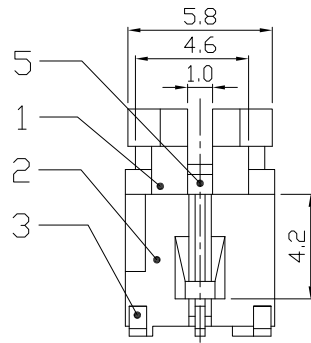
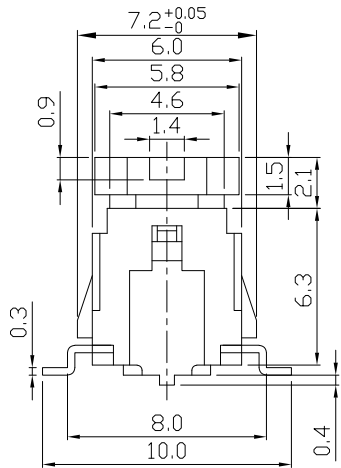


CIRCUIT DIAGRAM

MODEL CODE

ATI-002-MB16-1MN**P-TR-M
1 2 3 4 5 6 7 8 9 10 11

- 1.Series Number
- 2.Terminal Type: M=SMT
- 3.Stem Color: W=White B=Black
- 4.Operating Force: 16=160gf 25=250gf
- 5.Circuit
- 6.LED Type: M=SMT
- 7.LED Brightness: N=Normal S=Super Bright
H=Super High Bright
- 8.LED Color: 01=Red 02=Yellow 03=Green
04=Blue 05=White 06=Pure Green
08=Amber 09=Blue Green
0A=Pink 0B=Purple
- 9.LED Appearance: P=Flat R=Roung
- 10.Packing Type: BS=Blister Packing
TR=Tape Reel Packing
- 11.M=Mylar



P.C.B LAYOUT
TOP VIEW

ELECTRO-MECHANICAL CHARACTERISTICS
Refer to additional specifications

RATING	DC 12V 50mA
CONTACT RESISTANCE	100mΩ MAX.
TRAVEL	0.25±0.1mm
OPERATING FORCE	160±50gf 250±50gf
OPERATING LIFE(cycles)	100,000

8					
7					
6					
5	LED		1		
4	CONTACT	PBS C5210R-EH	1	Ag CLAD	
3	TERMINAL	BRASS STRIP	4	Ag PLATED	
2	CASE	NYLON+F.G	1	BLACK	
1	KNOB	NYLON+F.G	1	NATURAL/BLACK	
NO.	PARTS	MATERIAL	Q'TY	FINISHING	

WITHIN 1.5mm: ±0.1mm
OVER 1.5mm: ±0.2mm

UNITS mm
MAT'L
SEE NOTE
FINISH
SEE NOTE
Q'TY

THESE DRAWINGS AND SPECIFICATIONS ARE THE PROPERTY OF ACCURATE INNOTECH INC AND SHALL NOT BE REPRODUCED, COPIED OR USED IN ANY MANNER WITHOUT THE PRIOR WRITTEN CONSENT OF ACCURATE INNOTECH INC.

雅安科技有限公司
ACCURATE INNOTECH INC.

TITLE: ILLUMINATED TACT SWITCH
PART NO.: ATI-002-M

DR: *Ricky* 2016/10/04
DWG NO.: AZJ-002-M

CHKD: *Ricky* 2016/10/04

APPD:

SCALE	SHEET	REV.	CUSTOMER
4:1	1/1	A	DRAWING