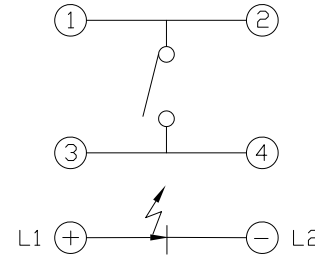
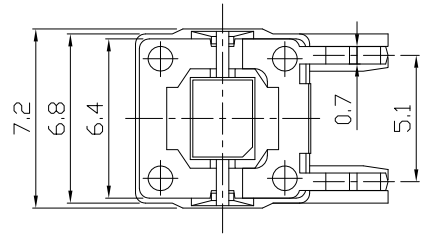




RoHS
Compliant
2002/95/EC

REV.	ECN.	NO.	APPD.

DIMENSIONS

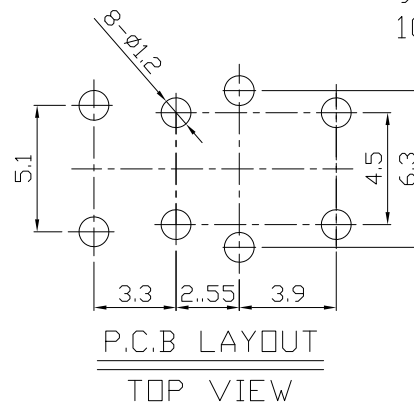
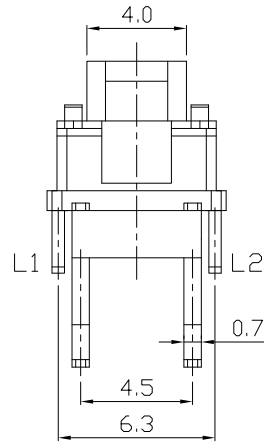
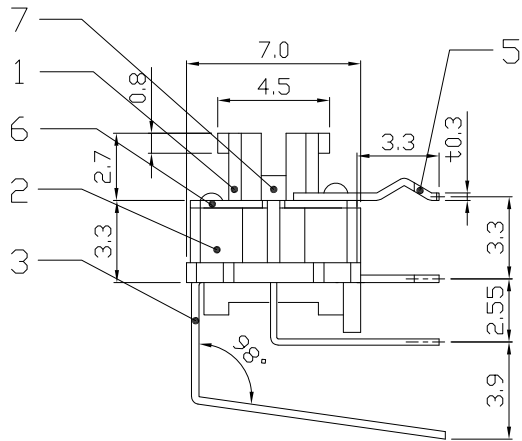


CIRCUIT DIAGRAM

MODEL CODE

ATI-009-DW16-1DN**P-BS
1 2 3 4 5 6 7 8 9 10

- 1.Series Number
- 2.Terminal Type: D=Dip
- 3.Stem Color: W=White B=Black
- 4.Operating Force: 16=160gf 25=250gf
- 5.Circuit
- 6.LED Type: D=Dip
- 7.LED Brightness: N=Normal S=Super Bright
H=Super High Bright
- 8.LED Color: 01=Red 02=Yellow 03=Green
04=Blue 05=White 06=Pure Green
08=Amber 09=Blue Green
0A=Pink 0B=Purple
- 9.LED Appearance: P=Flat R=Roung
- 10.Packing Type: BS=Blister Packing



ELECTRO-MECHANICAL CHARACTERISTICS
Refer to additional specifications

RATING	DC 12V 50mA
CONTACT RESISTANCE	100mΩ MAX.
TRAVEL	0.25±0.1mm
OPERATING FORCE	160±50gf 250±50gf
OPERATING LIFE(cycles)	100,000

8									
7	LED		1						
6	COVER	PET	1	NATURAL					
5	FRAME	STEEL	1	Sn PLATED					
4	CONTACT	PBS C5210R-EH	1	Ag PLATED					
3	TERMINAL	BRASS STRIP	4	Ag PLATED					
2	CASE	NYLON+F.G	1	BLACK					
1	KNOB	NYLON+F.G	1	WHITE/BLACK					
NO.	PARTS	MATERIAL	Q'TY	FINISHING					

THESE DRAWINGS AND SPECIFICATIONS ARE THE PROPERTY OF ACCURATE INNOTECH INC AND SHALL NOT BE REPRODUCED, COPIED OR USED IN ANY MANNER WITHOUT THE PRIOR WRITTEN CONSENT OF ACCURATE INNOTECH INC.

WITHIN 1.5mm: ±0.1mm	UNITS mm	雅安科技有限公司 ACCURATE INNOTECH INC.			
OVER 1.5mm: ±0.2mm	MAT'L				
	SEE NOTE	TITLE:	PART NO.:		
	FINISH	ILLUMINATED TACT SWITCH	ATI-009-D		
	SEE NOTE	DR: <i>Ricky</i> 2016/10/07	DWG NO.:		
	Q'TY	CHKD: <i>Ricky</i> 2016/10/07	AZJ-009-D		
		APPD:	SCALE	SHEET	REV.
			1:1	1/1	A
			CUSTOMER DRAWING		