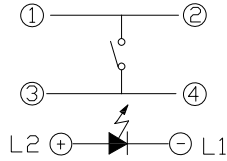
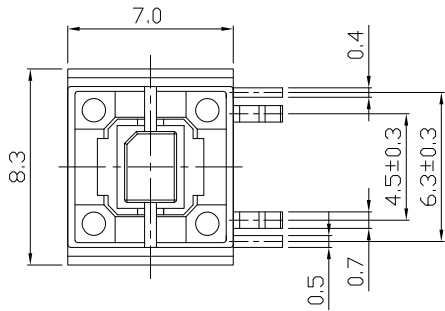




RoHS
Compliant
2002/95/EC

REV.	ECN. NO.	APPD.

DIMENSIONS

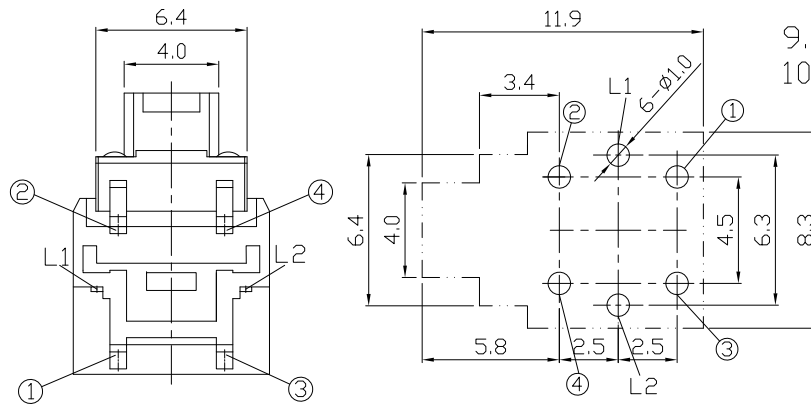
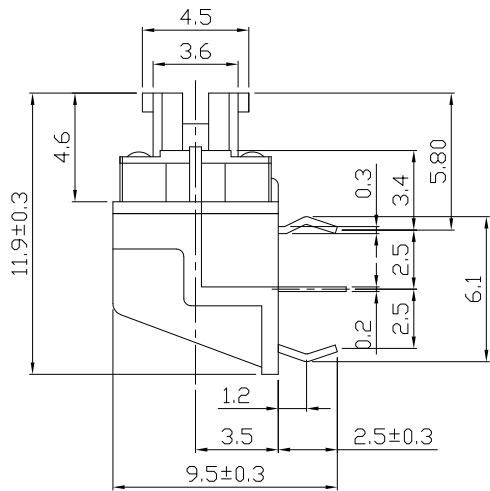


CIRCUIT DIAGRAM

MODEL CODE

ATI-019-DB16-1DN**P-BS
1 234 5678 9 10

- Series Number
- Terminal Type: D=Dip
- Stem Color: W=White B=Black
- Operating Force: 16=160gf 25=250gf
- Circuit
- LED Type: D=Dip
- LED Brightness: N=Normal S=Super Bright H=Super High Bright
- LED Color: 01=Red 02=Yellow 03=Green 04=Blue 05=White 06=Pure Green 08=Amber 09=Blue Green 0A=Pink 0B=Purple
- LED Appearance: P=Flat R=Roung
- Packing Type: BS=Blister Packing



P.C.B LAYOUT
BOTTOM VIEW

ELECTRO-MECHANICAL CHARACTERISTICS
Refer to additional specifications

RATING	DC 12V 50mA
CONTACT RESISTANCE	100mΩ MAX.
TRAVEL	0.25±0.1mm
OPERATING FORCE	160±50gf 250±50gf
OPERATING LIFE(cycles)	100,000

8	LED		1	RED/YELLOW/GREEN/BLUE/WITHE	WITHIN 1.5mm: ±0.1mm	UNITS mm
7	BASE	PA6T	1	BLACK	OVER 1.5mm: ±0.2mm	MAT'L
6	BASE	PA6T	1	BLACK		SEE NOTE
5	CONTACT	PBS	1	Ag CLAD		FINISH
4	TERMINAL	BRASS STRIP	4	Ag PLATED		SEE NOTE
3	CASE	PA66	1	BLACK		Q'TY
2	COVER	PA66	1	BLACK		
1	KNOB	PA66	1	WHITE/BLACK		
NO.	PARTS	MATERIAL	Q'TY	FINISHING		

THESE DRAWINGS AND SPECIFICATIONS ARE THE PROPERTY OF ACCURATE INNOTECH INC AND SHALL NOT BE REPRODUCED, COPIED OR USED IN ANY MANNER WITHOUT THE PRIOR WRITTEN CONSENT OF ACCURATE INNOTECH INC.

雅安科技有限公司 ACCURATE INNOTECH INC.			
TITLE: ILLUMINATED TACT SWITCH		PART NO.: ATI-019-D	
DR: <i>Ricky</i> 2019/10/25		DWG NO.: AZJ-019-D	
CHKD: <i>Ricky</i> 2019/10/25		SCALE	SHEET
APPD:		5:1	1/1
		REV. A	CUSTOMER DRAWING