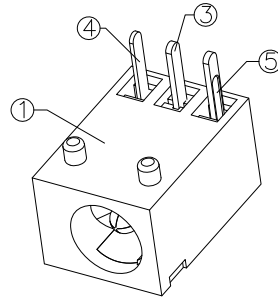
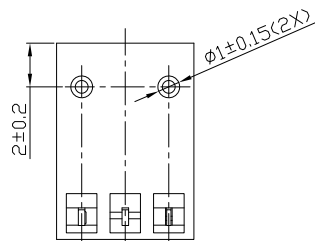
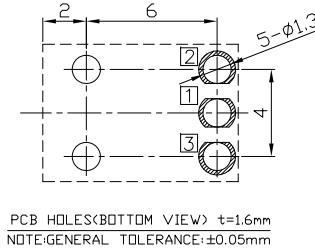
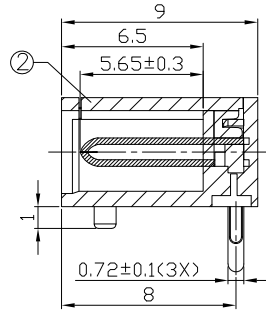
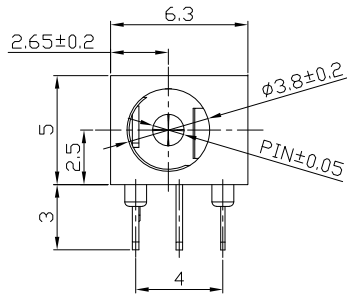




RoHS  
Compliant  
2002/95/EC

REV.	ECN.	NO.	APPD.

DIMENSIONS



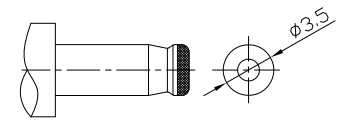
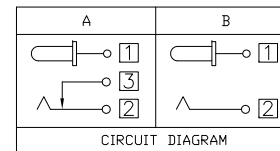
MODEL CODE:

DCB0-00030- A □ 66 BK S 0 4

- (1) (2) (3)(4) (5) (6) (7)(8) (9)
- (1):Series type:DIP DC POWER JACK.
- (2):Series No.
- (3):Schematic option: A , B
- (4):Center pin diameter:  
C=φ1.0 , E=φ1.3
- (5):Material of housing:  
9T=PA9T , 66=PA66
- (6):Housing color:  
BK=Black
- (7):Terminal plating  
S=Silver(Ag)
- (8):Special option:  
0=No special option  
H=Halogen-free plastic
- (9):Packing mode:  
1=Tape & Reel Packing  
3=Plastic box packing  
4=Bag packing

Specification:

- 1.Rating :DC 20V 2A.
- 2.Contact resistance :≤80mΩ  
After test:≤100mΩ
- 3.Insulation resistance :≥100MΩ (500VDC).  
After test:≥50MΩ
- 4.Withstanding voltage: 500VAC .
- 5.Insertion and extraction force: 3N~30N.
- 6.life test: 5000cycles min.
- 7.Operaton temperature range:-20℃~70℃.
- 8.Preservative temperature range:-40℃~85℃.



Model No.	C	E
CENTER PIN	φ1.0	φ1.3

○: ITEM NO. □: TERMINAL NO.

NO.	PARTS	MATERIAL	Q'TY	FINISHING	TOLERANCE	ANGLES	UNITS
⑤	Shunt terminal ③	Brass t=0.30	1	Silver Plating	±0.3	±2'	mm
④	Tip spring ②	Stainless steel t=0.20	1	Silver Plating			
③	Center pin ①	Brass t=0.30	1	Silver Plating			
②	Cover	Thermoplastic	1	Black			
①	Housing	Thermoplastic	1	Black			

THESE DRAWINGS AND SPECIFICATIONS ARE THE PROPERTY OF ACCURATE INNOTECH INC AND SHALL NOT BE REPRODUCED, COPIED OR USED IN ANY MANNER WITHOUT THE PRIOR WRITTEN CONSENT OF ACCURATE INNOTECH INC.

雅安科技有限公司 ACCURATE INNOTECH INC.			
TITLE: DIP DC POWER JACK		PART NO.: DCB0-00030	
DR: Ricky 2019/03/05		DWG NO.: AB0-00030	
CHKD: Ricky 2019/03/05		SCALE	SHEET
APPD:		1:1	1/1
		REV.	CUSTOMER DRAWING
		A	