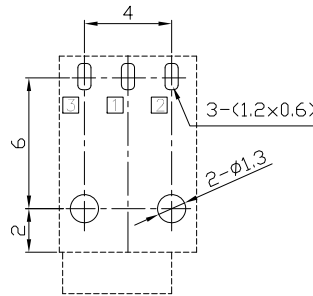
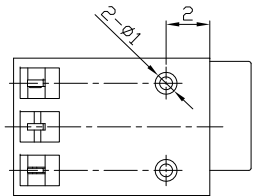
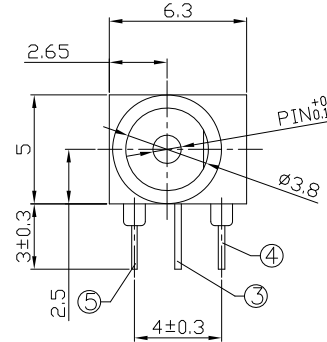
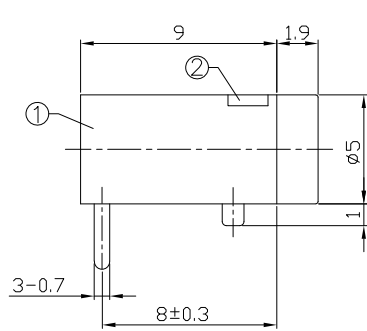




RoHS  
Compliant  
2002/95/EC

REV.	ECN. NO.	APPD.

### DIMENSIONS



RECOMMENDED P.C.B. LAYOUT  
UNSPECIFIED TOLERANCE:±0.05  
(COPPER-SIDED VIEW)

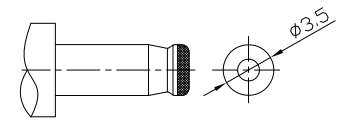
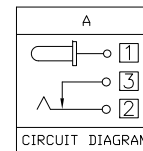
### MODEL CODE:

DCB0-0003A- A □ 66 BK S 0 4

- (1):Series type:DIP DC POWER JACK.  
(2):Series No.  
(3):Schematic option: A  
(4):Center pin diameter:  
C=φ1.0 , E=φ1.3  
(5):Material of housing:  
PB=PBT , 66=PA66  
(6):Housing color:  
BK=Black  
(7):Terminal plating  
S=Silver(Ag)  
(8):Special option:  
0=No special option  
(9):Packing mode:  
3:Plastic box packing  
4=Bag packing

### Specification:

- Rating :DC 20V 2A.
- Contact resistance :≤50mΩ  
After test:≤100mΩ
- Insulation resistance : ≥100MΩ (500VDC).  
After test:≥50MΩ
- Withstanding voltage: 500VAC .
- Insertion and extraction force: 3N~30N.
- life test: 5000cycles min.
- Operation temperature range:-20℃~70℃.
- Preservative temperature range:-40℃~85℃.



DC MATE PLUG

Model No.	C	E
CENTER PIN	φ1.0	φ1.3

○: ITEM NO. □: TERMINAL NO.

NO.	PARTS	MATERIAL	Q'TY	FINISHING	TOLERANCE	ANGLES	UNITS mm	雅安科技有限公司 ACCURATE INNOTECH INC.					
5	Shunt terminal	Brass t=0.3	1	Silver Plating	±0.3	±2'	MAT'L	TITLE: DIP DC POWER JACK		PART NO.: DCB0-0003A			
4	Tip spring	SUS301 t=0.2	1	Silver Plating			SEE NOTE	DR: Ricky 2019/03/05		DWG NO.: AB0-0003A			
3	Center pin	Brass t=0.3	1	Silver Plating			FINISH	CHKD: Ricky 2019/03/05					
2	Cover	PA66/PBT	1	Black			SEE NOTE	APPD:		SCALE	SHEET	REV.	CUSTOMER
1	Housing	PA66/PBT	1	Black			Q'TY			1:1	1/1	A	DRAWING

THESE DRAWINGS AND SPECIFICATIONS ARE THE PROPERTY OF ACCURATE INNOTECH INC AND SHALL NOT BE REPRODUCED, COPIED OR USED IN ANY MANNER WITHOUT THE PRIOR WRITTEN CONSENT OF ACCURATE INNOTECH INC.