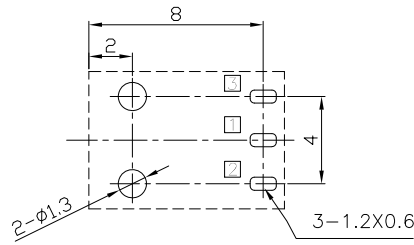
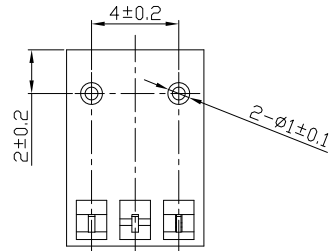
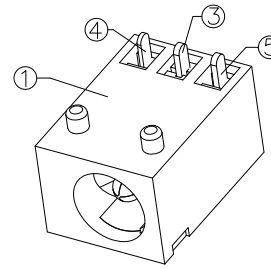
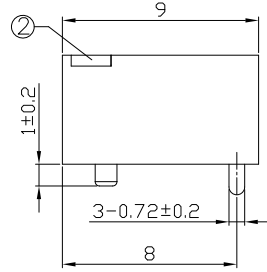
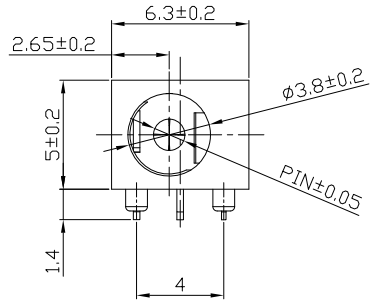




RoHS
Compliant
2002/95/EC

REV.	ECN. NO.	APPD.

DIMENSIONS



P.C.B Layout(Top view)

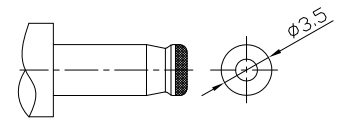
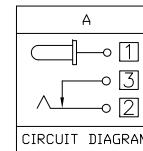
MODEL CODE:

DCB0-0003B- A □ 66 BK S 0 4

- (1):Series type:DIP DC POWER JACK.
 (2):Series No.
 (3):Schematic option: A
 (4):Center pin diameter:
 C=φ1.0 , E=φ1.3
 (5):Material of housing:
 PB=PBT , 66=PA66
 (6):Housing color:
 BK=Black
 (7):Terminal plating
 S=Silver(Ag)
 (8):Special option:
 0=No special option
 (9):Packing mode:
 4=Bag packing

Specification:

- Rating :DC 20V 2A.
- Contact resistance :≤30mΩ
After test:≤100mΩ
- Insulation resistance : ≥100MΩ (DC500V).
After test:≥50MΩ
- Withstanding voltage: 500VAC .
- Insertion and extraction force: 3N~30N.
- life test: 5000cycles min.
- Operation temperature range:-20℃~70℃.
- Preservative temperature range:-40℃~85℃.



DC MATE PLUG

Model No.	C	E
CENTER PIN	φ1.0	φ1.3

○: ITEM NO. □: TERMINAL NO.

NO.	PARTS	MATERIAL	Q'TY	FINISHING	TOLERANCE	ANGLES	UNITS mm	雅安科技有限公司 ACCURATE INNOTECH INC.					
⑤	Shunt terminal ③	Brass t=0.30	1	Silver Plating	±0.3	±2'	MAT'L	TITLE: DIP DC POWER JACK		PART NO.: DCB0-0003B			
④	Tip spring ②	Stainless steel t=0.20	1	Silver Plating			SEE NOTE	DR: <i>Ricky</i> 2019/03/05		DWG NO.: AB0-0003B			
③	Center pin ①	Brass t=0.30	1	Silver Plating			FINISH	CHKD: <i>Ricky</i> 2019/03/05					
②	Cover	PA66/PBT	1				SEE NOTE	APPD:		SCALE	SHEET	REV.	CUSTOMER
①	Housing	PA66/PBT	1				Q'TY			1:1	1/1	A	DRAWING
<small>THESE DRAWINGS AND SPECIFICATIONS ARE THE PROPERTY OF ACCURATE INNOTECH INC AND SHALL NOT BE REPRODUCED, COPIED OR USED IN ANY MANNER WITHOUT THE PRIOR WRITTEN CONSENT OF ACCURATE INNOTECH INC.</small>													