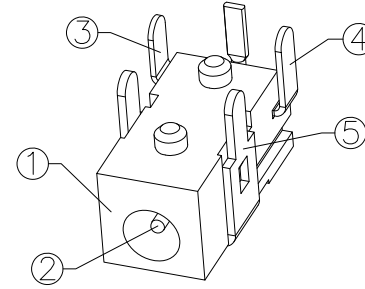
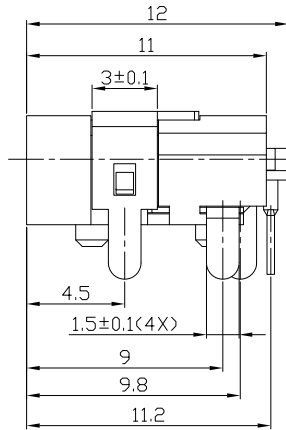
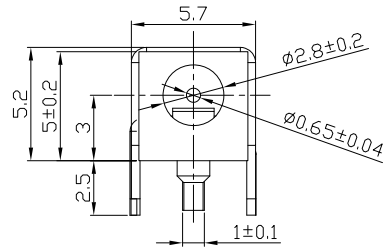




RoHS
Compliant
2002/95/EC

REV.	ECN. NO.	APPD.

DIMENSIONS



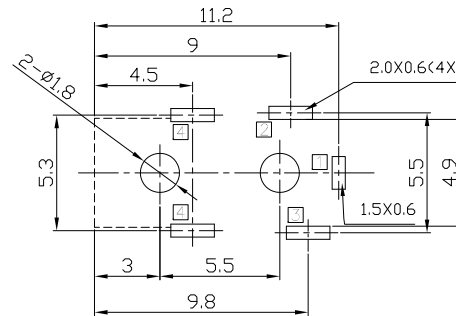
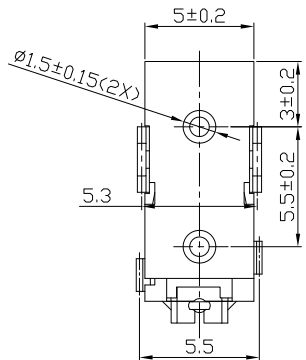
MODEL CODE:

DCB0-0011A- A A PB BK S Q 4

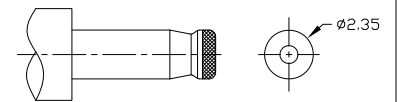
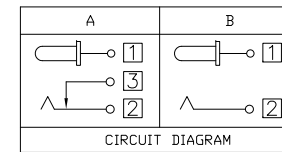
- (1): Series type: DIP DC POWER JACK.
- (2): Series No.
- (3): Schematic option: A , B
- (4): Center pin diameter:
A=φ0.65
- (5): Material of housing:
PB=PBT (Standard)
- (6): Housing color:
BK=Black
- (7): Terminal plating
S=Silver(Ag)
- (8): Special option:
0=No special option
- (9): Packing mode:
4=Bag packing

SPECIFICATION

1. Rating : DC 30V 1A;
2. Contact resistance: ≤30mΩ;
After test: ≤50mΩ
3. Insulation resistance: ≥100MΩ (500VDC);
After test: ≥50MΩ
4. Withstand voltage: 500VAC ;
5. Insertion and extraction force: 3N-30N;
6. Life test: 5,000 cycles;
7. Operation temperature range: -20°C~70°C;
8. Preservative temperature range: -40°C~85°C;



RECOMMENDED P.C.B. LAYOUT
UNSPECIFIED TOLERANCE: ±0.05
(BOTTOM VIEW)



DC MATE PLUG

○: ITEM NO. □: TERMINAL NO.

NO.	PARTS	MATERIAL	Q'TY	FINISHING	TOLERANCE	ANGLES	UNITS	雅安科技有限公司 ACCURATE INNOTECH INC.			
5	Shell	4 Brass t=0.4	1	Silver Plating	±0.3	±2'	mm	TITLE: DIP DC POWER JACK		PART NO.: DCB0-0011A	
4	Shunt terminal	3 Brass t=0.3	1	Silver Plating				DR: Ricky 2019/03/07		DWG NO.: AB0-0011A	
3	Tip spring	2 Beryllium bronze t=0.25	1	Silver Plating				FINISH SEE NOTE		CHKD: Ricky 2019/03/07	
2	Center pin	1 Bronze	1	Silver Plating				Q'TY		SCALE SHEET REV. CUSTOMER	
1	Housing	PBT,UL 94V-0	1	Black				APPD:		1:1 1/1 A DRAWING	
<small>THESE DRAWINGS AND SPECIFICATIONS ARE THE PROPERTY OF ACCURATE INNOTECH INC AND SHALL NOT BE REPRODUCED, COPIED OR USED IN ANY MANNER WITHOUT THE PRIOR WRITTEN CONSENT OF ACCURATE INNOTECH INC.</small>											