



RoHS
Compliant
2002/95/EC

Halogen Free

REV.	ECN. NO.	APPD.

MODEL CODE:

DCB0-0012L- A □ 10 BK S H 3

(1) (2) (3)<(4)<(5) (6)<(7)<(8) (9)

(1):Series type:DIP DC POWER JACK.

(2):Series No.

(3):Schematic option: A

(4):Center pin diameter:

H=∅2.0, I=∅2.35, J=∅2.5

(5):Material of housing:

PB=PBT, 10=PA10T (Standard)

(6):Housing color:

BK=Black

(7):Terminal plating:

S=Silver(Ag)

(8):Special option:

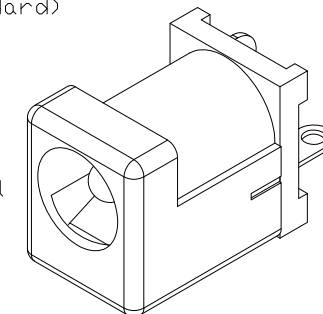
0=No special option

H=Halogen Free material

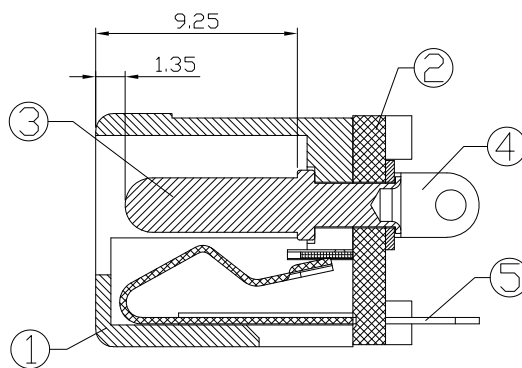
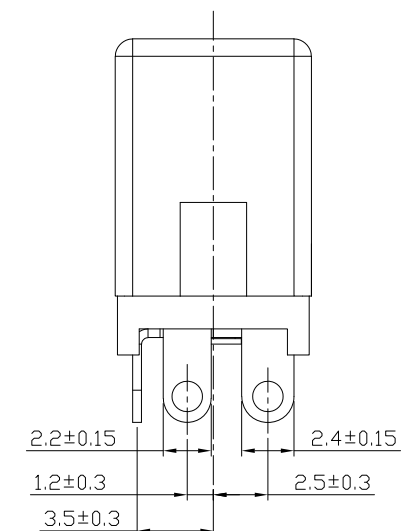
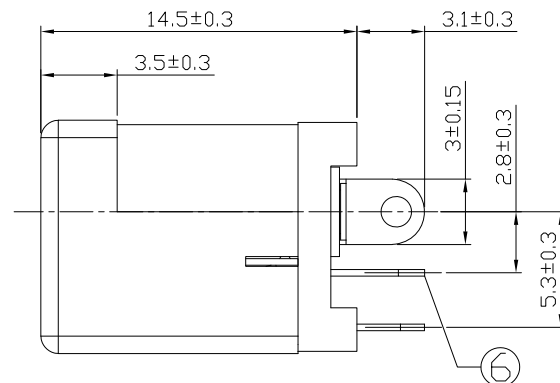
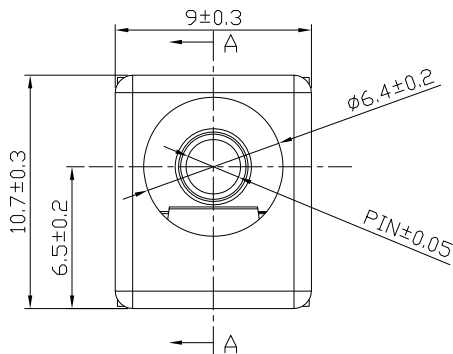
(9):Packing mode:

3=Tray packing

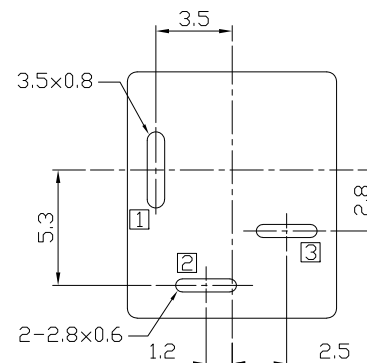
4=Bag packing



DIMENSIONS



SECTION A-A



P.C.B Layout
(TOP VIEW)

Specification:

1.Rating: DC 20V 3A;

2.Contact resistance: ≤30mΩ;

3.Insulation resistance: ≥100MΩ (DC500V);

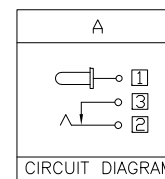
4.Withstand voltage: 500VAC;

5.Insertion and extraction force: 3-30N;

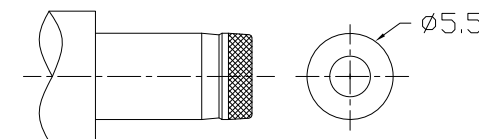
6.life test: 5,000 cycles;

7.Operate temperature range: -20°C~70°C;

8.Preservative temperature range: -40°C~85°C;



CIRCUIT DIAGRAM



DC MATE PLUG

Model No.	H	I	J
CENTER PIN	∅2.0	∅2.35	∅2.5

○: ITEM NO. □: TERMINAL NO.

NO.	PARTS	MATERIAL	Q'TY	FINISHING	TOLERANCE	ANGLES	UNITS
⑥	Shunt terminal ③	Brass t=0.3	1	Silver plating	±0.3	±2°	mm
⑤	Tip spring ②	Phosphor bronze t=0.3	1	Silver plating			MAT'L
④	Center pin terminal ①	Brass t=0.4	1	Silver plating			SEE NOTE
③	Center pin ①	Brass	1	Cu/Sn plating			FINISH
②	Cover	See p/n info	1				SEE NOTE
①	Housing	See p/n info	1			Q'TY	

THESE DRAWINGS AND SPECIFICATIONS ARE THE PROPERTY OF ACCURATE INNOTECH INC AND SHALL NOT BE REPRODUCED, COPIED OR USED IN ANY MANNER WITHOUT THE PRIOR WRITTEN CONSENT OF ACCURATE INNOTECH INC.

雅安科技有限公司 ACCURATE INNOTECH INC.			
TITLE: DIP DC POWER JACK		PART NO.: DCB0-0012L	
DR: <i>Ricky</i> 2023/10/26		DWG NO.: AB0-0012L	
CHKD: <i>Ricky</i> 2023/10/26		SCALE	SHEET
APPD:		1:1	1/1
		REV.	CUSTOMER DRAWING
		A	