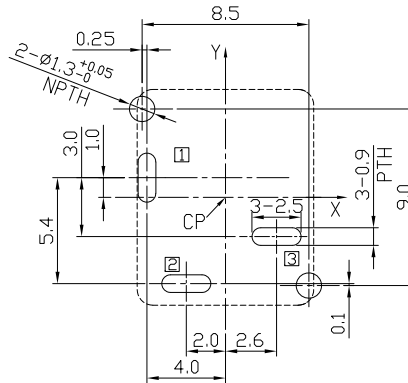
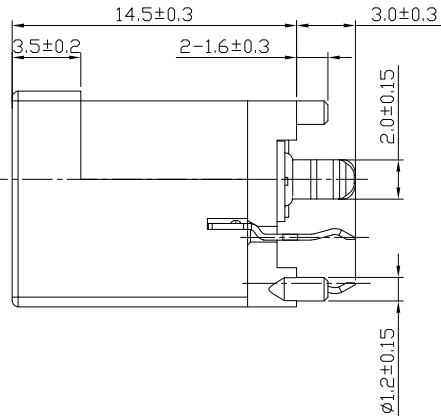
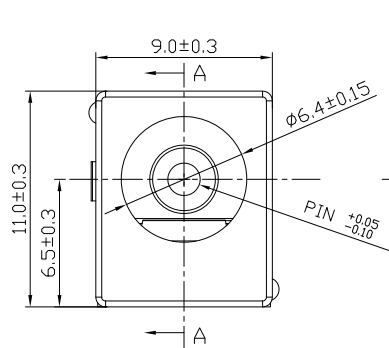




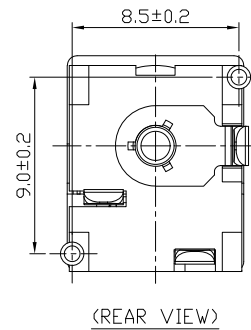
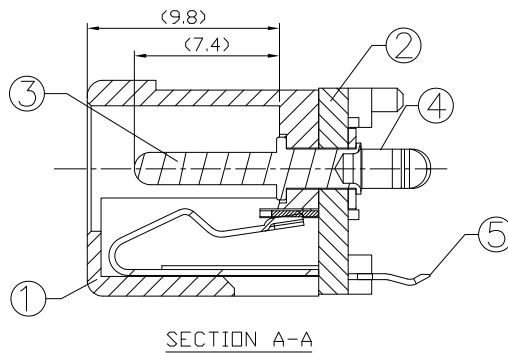
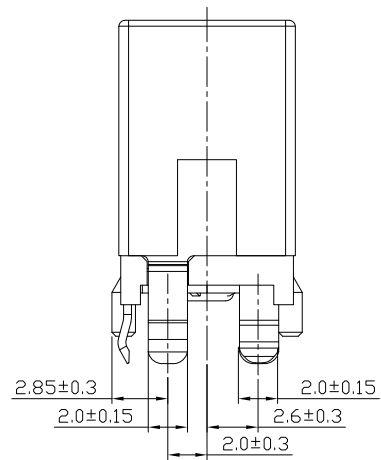
RoHS
Compliant
2002/95/EC

Halogen Free

DIMENSIONS

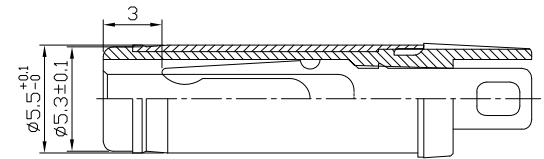
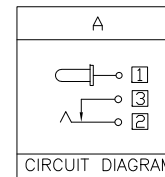


RECOMMENDED P.C.B. LAYOUT
UNSPECIFIED TOLERANCE:±0.05
(TOP VIEW)



MODEL CODE:
DCB0-0012W- A □ 10 BK A H 3
(1) (2) (3)(4)(5) (6) (7) (8) (9)
(1):Series type:DIP DC POWER JACK.
(2):Series No.
(3):Schematic option: A
(4):Center pin diameter:
G=Ø1.65, H=Ø2.0, J=Ø2.5
(5):Material of housing:
10=PA10T
(6):Housing color:
BK=Black
(7):Terminal plating:
S=Silver 8u" plating
A=Silver 20u" plating
(8):Special option:
H=Halogen Free
(9):Packing mode:
3=Tray packing

Specification:
1.Rating: DC 20V 7A;
2.Contact resistance: ≤30mΩ;
After test: ≤50mΩ
3.Insulation resistance: ≥100MΩ (500VDC);
After test: ≥50MΩ
4.Withstand voltage: 500VAC;
5.Insertion and extraction force: 3N~30N;
6.life test: 5000cycles min;
7.Operation temperature range: -20℃~70℃
8.Preservative temperature range: -40℃~85℃



Model No.	G	H	J
CENTER PIN	Ø1.65	Ø2.0	Ø2.5

DC MATE PLUG

○: ITEM NO. □: TERMINAL NO.

NO.	PARTS	MATERIAL	Q'TY	FINISHING	TOLERANCE	ANGLES	UNITS
⑥	Shunt terminal ③	Copper Alloy	1	Silver plating			mm
⑤	Tip spring ②	Copper Alloy	1	Silver plating	.X ±0.50	X.* ±5°	MAT'L
④	Center pin terminal ①	Copper Alloy	1	Silver plating	.XX ±0.30	.X.* ±3°	SEE NOTE
③	Center pin	Copper Alloy	1	Nickel plating	.XXX ±0.15	.XX.* ±2°	FINISH
②	Cover	High-Temp thermoplastic	1	Black	THESE DRAWINGS AND SPECIFICATIONS ARE THE PROPERTY OF ACCURATE INNOTECH INC AND SHALL NOT BE REPRODUCED, COPIED OR USED IN ANY MANNER WITHOUT THE PRIOR WRITTEN CONSENT OF ACCURATE INNOTECH INC.		
①	Housing	High-Temp thermoplastic	1	Black			
Q'TY							

雅安科技有限公司 ACCURATE INNOTECH INC.			
TITLE: DIP DC POWER JACK		PART NO.: DCB0-0012W	
DR: Ricky 2023/10/26		DWG NO.: AB0-0012W	
CHKD: Ricky 2023/10/26		SCALE	SHEET
APPD:		1:1	1/1
		REV.	CUSTOMER DRAWING
		A	