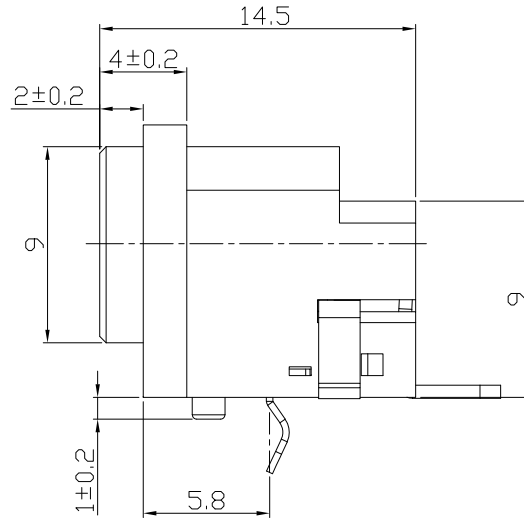
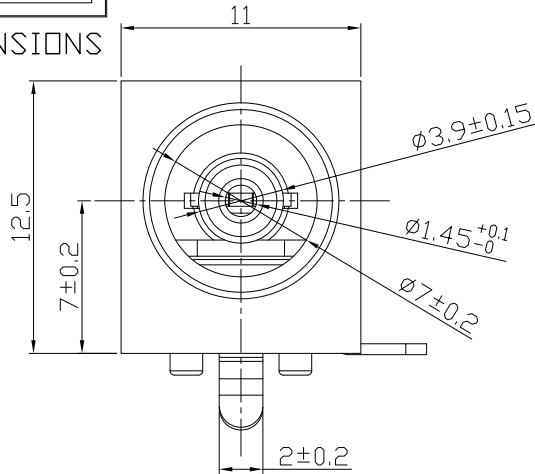




RoHS
Compliant
2002/95/EC

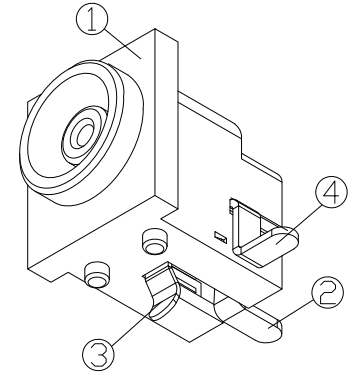
REV.	ECN. NO.	APPD.

DIMENSIONS



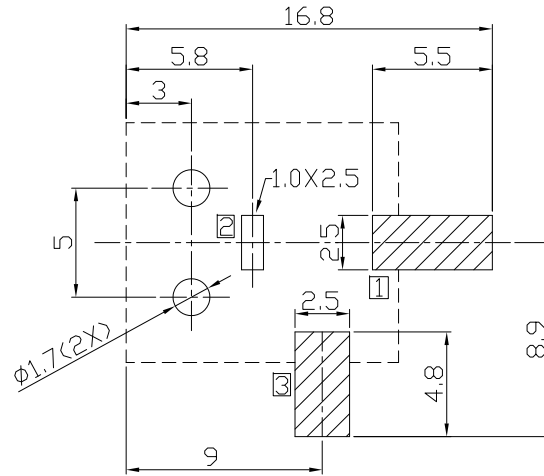
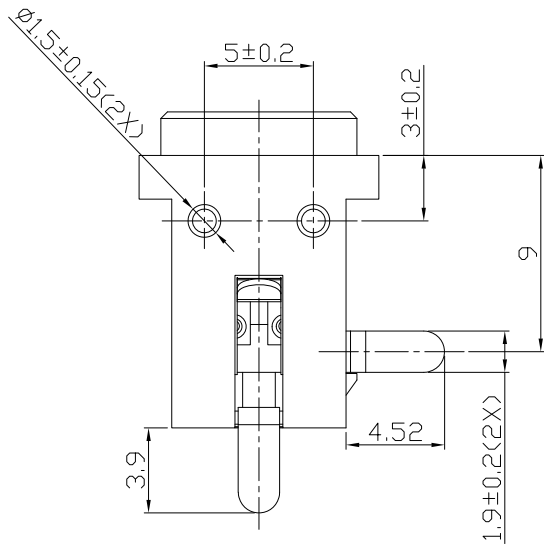
MODEL CODE:

- DCB0-0038A- A F 66 BK S 0 4
 (1) (2) (3)(4)(5) (6) (7)(8) (9)
 (1):Series type:DIP DC POWER JACK.
 (2):Series No.
 (3):Schematic option: A , B
 (4):Center pin diameter:
 F=φ1.45
 (5):Material of housing:
 66=PA66 (Standard)
 (6):Housing color:
 BK=Black
 (7):Terminal plating
 S=Silver(Ag)
 (8):Special option:
 0=No special option
 (9):Packing mode:
 4=Bag packing

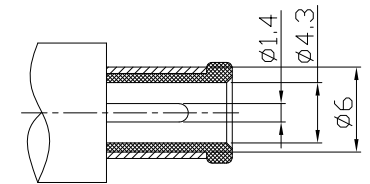
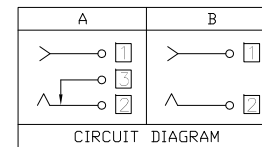


SPECIFICATION:

- Rating : DC 20V 4A;
- Contact resistance: ≤30mΩ;
After test:≤50mΩ
- Insulation resistance: ≥100MΩ (DC500V);
After test:≥50MΩ
- Withstand voltage: 500VAC ;
- Insertion and extraction force: 3-30N;
- life test: 5,000 cycles;
- Operation temperature range:-20°C~70°C;
- Preservative temperature range:-40°C~85°C;



RECOMMENDED P.C.B. LAYOUT
UNSPECIFIED TOLERANCE:±0.05
(TOP VIEW)



DC MATE PLUG

○: ITEM NO. □: TERMINAL NO.

NO.	PARTS	MATERIAL	Q'TY	FINISHING	TOLERANCE	ANGLES	UNITS	雅安科技有限公司 ACCURATE INNOTECH INC.					
④	Shunt terminal ③	Brass t=0.5	1	Silver plating	±0.3	±2°	mm	TITLE: DIP DC POWER JACK		PART NO.: DCB0-0038A			
③	Tip spring ②	Phosphor bronze t=0.25	1	Silver plating				DR: Ricky 2019/04/12		DWG NO.: AB0-0038A			
②	Center pin ①	Phosphor bronze t=0.6	1	Silver plating				CHKD: Ricky 2019/04/12					
①	Housing	PA66	1	Black				APPD:		SCALE	SHEET	REV.	CUSTOMER
										1:1	1/1	A	DRAWING

THESE DRAWINGS AND SPECIFICATIONS ARE THE PROPERTY OF ACCURATE INNOTECH INC AND SHALL NOT BE REPRODUCED, COPIED OR USED IN ANY MANNER WITHOUT THE PRIOR WRITTEN CONSENT OF ACCURATE INNOTECH INC.