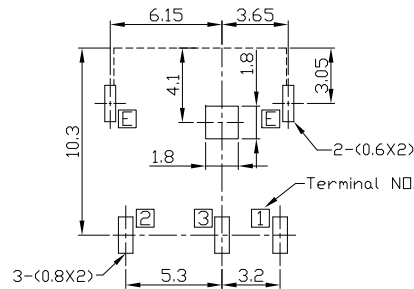
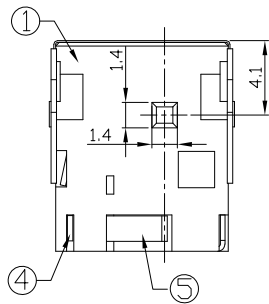
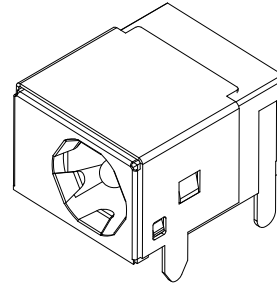
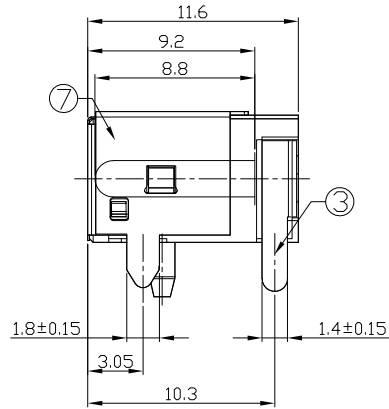
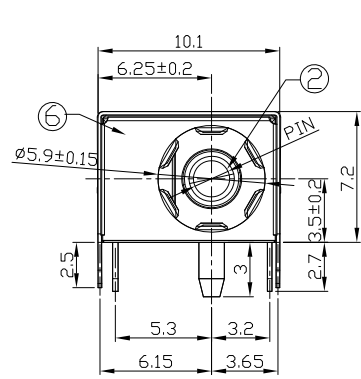




RoHS Compliant
2002/95/EC

DIMENSIONS



RECOMMENDED P.C.B. LAYOUT
UNSPECIFIED TOLERANCE:±0.05
(COPPER-SIDED VIEW)

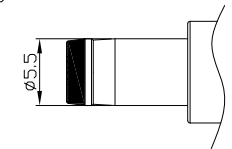
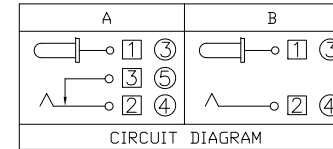
MODEL CODE:

DCB0-0044A- A □ PB BK S 0 4

- (1):Series type:DIP DC POWER JACK.
- (2):Series No.
- (3):Schematic option: A , B
- (4):Center pin diameter:
G=φ1.65 , H=φ2.0 , J=φ2.5
- (5):Material of housing:
9T=PA9T , PB=PBT (Standard)
- (6):Housing color:
BK=Black(Only)
- (7):Terminal plating
S=Silver(Ag)(Standard)
T=Tin(Sn)
G=Gold(Au)
- (8):Special option:
0=No special option
- (9):Packing mode:
1=Reel packing
3=Plastic box packing
4=Bag packing

SPECIFICATION:

- 1.Rating : DC 25V 3A;
- 2.Contact resistance: ≤50mΩ
After test:≤100mΩ
- 3.Insulation resistance: ≥100MΩ (DC500V);
After test:≥50MΩ
- 4.Withstand voltage: 500VAC ;
- 5.Insertion and extraction force: 3-30N;
- 6.life test: 5,000 cycles;
- 7.Operation temperature range:-20°C~70°C;
- 8.Preservative temperature range:-40°C~85°C;



DC MATE PLUG

Model No.	G	H	J
CENTER PIN	φ1.65	φ2.0	φ2.5

○: ITEM NO. □: TERMINAL NO.

NO.	PARTS	MATERIAL	Q'TY	FINISHING	TOLERANCE	ANGLES	UNITS	雅安科技有限公司 ACCURATE INNOTECH INC.				
7	Ground shield	Brass t=0.2	1	Ni-Plating	±0.3	±2°	mm	TITLE: DIP DC POWER JACK PART NO.: DCB0-0044A DR: Ricky 2019/04/29 DWG NO.: AB0-0044A CHKD: Ricky 2019/04/29 APPD:				
6	Shield plate	Stainless steel t=0.1	1				MAT'L					SEE NOTE
5	Shunt Terminal	Brass t=0.3	1	Ag-Plating			FINISH					SEE NOTE
4	Tip Spring	Phosphor Bronze t=0.3	1	Ag-Plating			Q'TY					
3	Center pin contact	Brass t=0.25	1	Ag-Plating								
2	Center pin	Brass	1	Ni-Plating					SCALE	SHEET	REV.	CUSTOMER
1	Housing	PBT/PA9T	1						1:1	1/1	A	DRAWING

THESE DRAWINGS AND SPECIFICATIONS ARE THE PROPERTY OF ACCURATE INNOTECH INC AND SHALL NOT BE REPRODUCED, COPIED OR USED IN ANY MANNER WITHOUT THE PRIOR WRITTEN CONSENT OF ACCURATE INNOTECH INC.