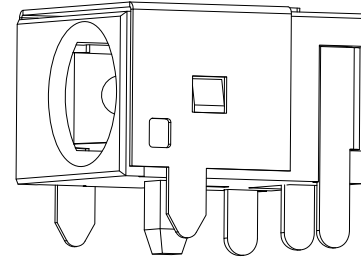
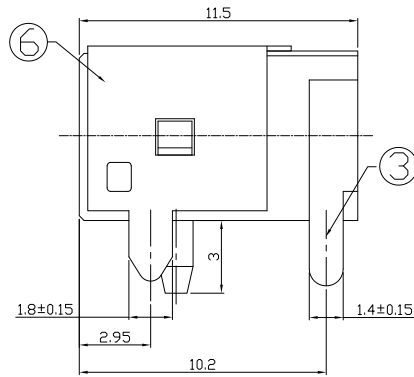
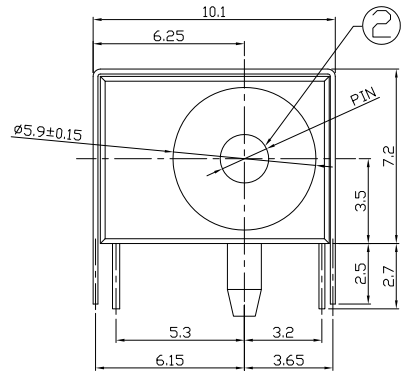




RoHS Compliant
2002/95/EC

REV.	ECN. NO.	APPD.

DIMENSIONS



MODEL CODE:

DCB0-0044B- A □ PB BK S 0 4

(1) (2) (3)(4) (5) (6) (7)(8) (9)

(1):Series type:DIP DC POWER JACK.

(2):Series No.

(3):Schematic option: A , B

(4):Center pin diameter:

G=∅1.65 , H=∅2.0 , I=∅2.35 , J=∅2.5

(5):Material of housing:

PB=PBT(Standard) , 9T=PA9T

(6):Housing color:

BK=Black(Only)

(7):Terminal plating

S=Silver(Ag) (Standard)

T=Tin(Sn)

G=Gold(Au)

(8):Special option:

0=No special option

(9):Packing mode:

1=Reel packing

3=Plastic box packing

4=Bag packing

SPECIFICATION:

1.Rating : DC 30V 0.5A;

2.Contact resistance: ≤30mΩ;

After test:≤50mΩ

3.Insulation resistance: ≥100MΩ (DC500V);

After test:≥50MΩ

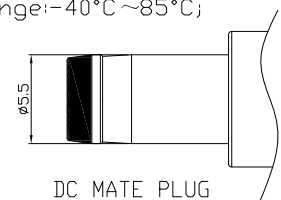
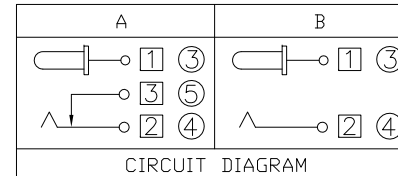
4.Withstand voltage: 500VAC ;

5.Insertion and extraction force: 3-30N;

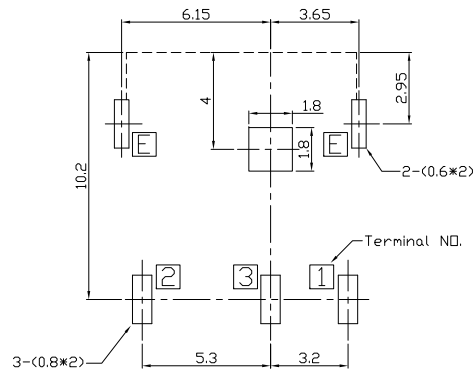
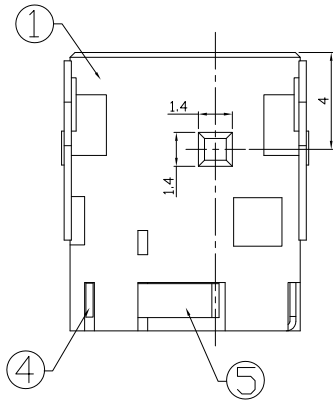
6.life test: 5,000 cycles;

7.Operation temperature range:-20°C~70°C;

8.Preservative temperature range:-40°C~85°C;



Model No.	G	H	I	J
CENTER PIN	∅1.65	∅2.0	∅2.35	∅2.5



P.C.B Layout
(Copper-sided view)

○: ITEM NO. □: TERMINAL NO.

NO.	PARTS	MATERIAL	Q'TY	FINISHING	TOLERANCE	ANGLES	UNITS
⑥	Earth terminal	Brass	1	Cu-Ni-Plating	±0.3	±2'	mm
⑤	Shunt terminal	Brass	1	Ni-Ag-Plating			
④	Tip spring	Phosphor bronze	1	Ni-Ag-Plating			
③	Center pin terminal	Brass	1	Ni-Ag-Plating			
②	Center pin	Brass	1	Cu-Sn-Plating			
①	Housing	PBT/PA9T	1				

THESE DRAWINGS AND SPECIFICATIONS ARE THE PROPERTY OF ACCURATE INNOTECH INC AND SHALL NOT BE REPRODUCED, COPIED OR USED IN ANY MANNER WITHOUT THE PRIOR WRITTEN CONSENT OF ACCURATE INNOTECH INC.

雅安科技有限公司 ACCURATE INNOTECH INC.			
TITLE: DIP DC POWER JACK		PART NO.: DCB0-0044B	
DR: Ricky 2019/04/29		DWG NO.: AB0-0044B	
CHKD: Ricky 2019/04/29		SCALE 1:1	SHEET 1/1
APPD:		REV. A	CUSTOMER DRAWING