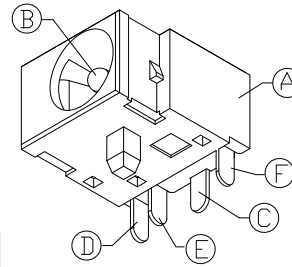
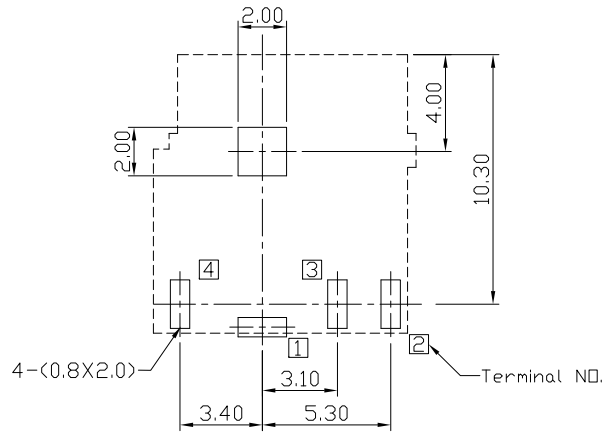
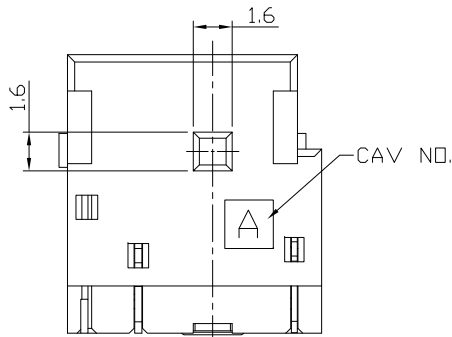
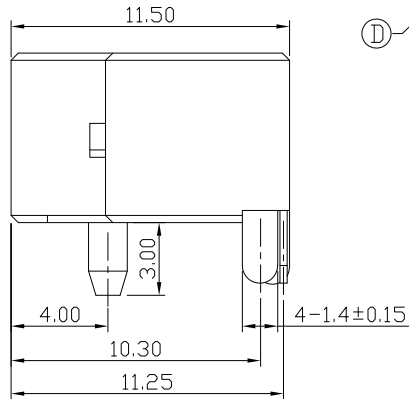
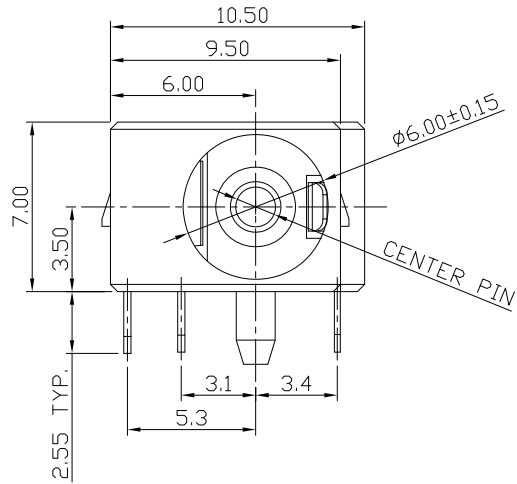




RoHS Compliant  
2002/95/EC

REV.	ECN. NO.	APPD.

DIMENSIONS

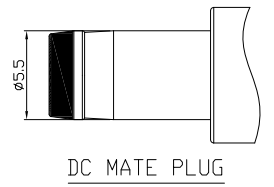
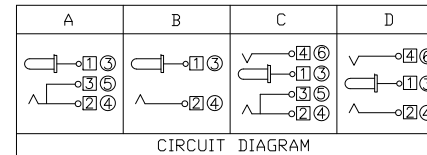


MODEL CODE:

- DCB0-0044K- C □ 9T BK S 0 4  
 (1) (2) (3)(4) (5) (6) (7)(8) (9)  
 (1):Series type:DIP DC POWER JACK.  
 (2):Series No.  
 (3):Schematic option: A , B , C , D  
 (4):Center pin diameter:  
 G=φ1.65 , H=φ2.0 , J=φ2.5  
 (5):Material of housing:  
 PB=PBT , 9T=PA9T  
 (6):Housing color:  
 BK=Black (Standard)  
 (7):Terminal plating  
 S=Silver(Ag) (Standard)  
 (8):Special option:  
 0=No special option  
 H=Housing is Halogen Free  
 (9):Packing mode:  
 3=Plastic box packing  
 4=Bag packing

SPECIFICATION:

- Rating : DC 20V 3A;
- Contact resistance:  $\leq 50m\Omega$  ;  
After test:  $\leq 100m\Omega$
- Insulation resistance:  $\geq 100M\Omega$  (DC500V);  
After test:  $\geq 50M\Omega$
- Withstand voltage: 500VAC ;
- Insertion and extraction force: 3-30N;
- life test: 5,000 cycles;
- Operation temperature range: -20°C~70°C;
- Preservative temperature range: -40°C~85°C;



Model No.	G	H	J
CENTER PIN	φ1.65	φ2.0	φ2.5

○: ITEM NO. □: TERMINAL NO.

NO.	PARTS	MATERIAL	Q'TY	FINISHING	TOLERANCE	ANGLES	UNITS
ⓕ	Tip spring-2 ④	Bronze	1	Ag-Plating			mm
ⓔ	Shunt terminal ③	Brass	1	Ag-Plating	.X ±0.50	X ±5°	MAT'L
ⓓ	Tip spring-1 ②	Stainless steel	1	Ag-Plating	.XX ±0.30	.X ±3°	SEE NOTE
ⓒ	Center pin contact ①	Brass	1	Ag-Plating	.XXX ±0.15	.XX ±2°	FINISH
ⓑ	Center pin	Brass	1	Ni-Plating			SEE NOTE
Ⓐ	Housing	PBT/PA9T	1	BLACK			Q'TY

THESE DRAWINGS AND SPECIFICATIONS ARE THE PROPERTY OF ACCURATE INNOTECH INC AND SHALL NOT BE REPRODUCED, COPIED OR USED IN ANY MANNER WITHOUT THE PRIOR WRITTEN CONSENT OF ACCURATE INNOTECH INC.

雅安科技有限公司 ACCURATE INNOTECH INC.			
TITLE: DIP DC POWER JACK		PART NO.: DCB0-0044K	
DR: <i>Ricky</i> 2019/04/29		DWG NO.: AB0-0044K	
CHKD: <i>Ricky</i> 2019/04/29		SCALE	SHEET
APPD:		1:1	1/1
		REV.	CUSTOMER DRAWING
		A	