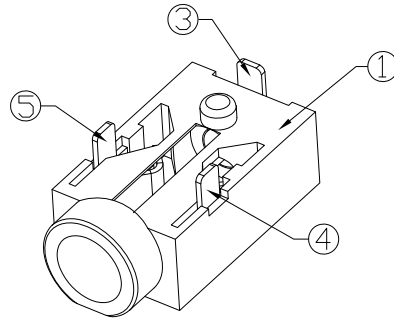
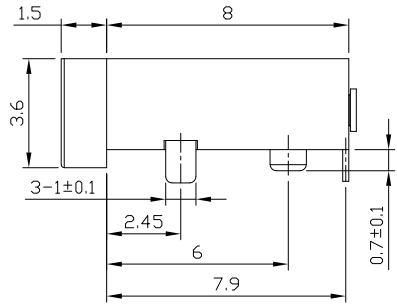
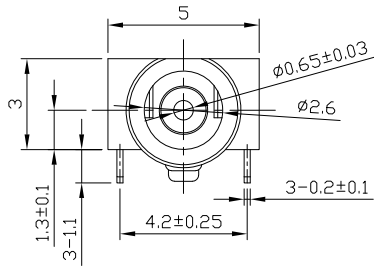




RoHS
Compliant
2002/95/EC

REV.	ECN. NO.	APPD.

DIMENSIONS



MODEL CODE:

DCB0-0055B- D A 9T BK S 0 4

(1) (2) (3)(4)(5) (6) (7)(8) (9)

(1):Series type:DIP DC POWER JACK.

(2):Series No.

(3):Schematic option: D

(4):Center pin diameter:

A=0.65

(5):Material of housing:

9T=PA9T

(6):Housing color:

BK=Black , 9C=White(0419)

(7):Terminal plating

S=Silver(Ag)

(8):Special option:

0=No special option

(9):Packing mode:

1=Reel packing

4=Bag packing

SPECIFICATION:

1.Rating : DC 12V 1A;

2.Contact resistance: $\leq 30m\Omega$;

3.Insulation resistance: $\geq 100M\Omega$ (DC500V);

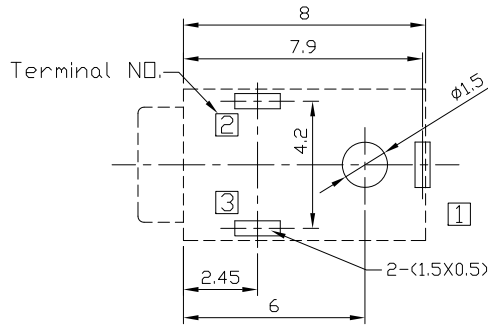
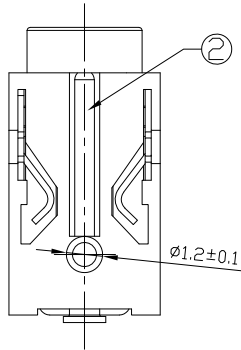
4.Withstand voltage: 500VAC ;

5.Insertion and extraction force: 3-30N;

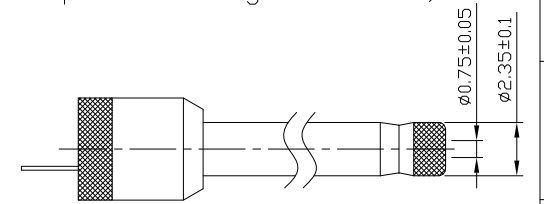
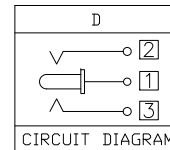
6.life test: 5,000 cycles;

7.Operation temperature range:-20°C~70°C;

8.Preservative temperature range:-40°C~85°C;



P.C.B Layout
(Top view)



DC MATE PLUG

○: ITEM NO. □: TERMINAL NO.

NO.	PARTS	MATERIAL	Q'TY	FINISHING	TOLERANCE	ANGLES	UNITS	雅安科技有限公司 ACCURATE INNOTECH INC.				
5	Tip spring 3	Beryllium bronze	1	Silver plating	±0.3	±2°	mm	TITLE: DIP DC POWER JACK PART NO.: DCB0-0055B DR: Ricky 2019/04/30 DWG NO.: AB0-0055B CHKD: Ricky 2019/04/30 APPD:				
4	Tip spring 2	Beryllium bronze	1	Silver plating			MAT'L					SEE NOTE
3	Center pin terminal 1	Brass	1	Silver plating			FINISH					SEE NOTE
2	Center pin 1	Brass	1	Silver plating			Q'TY					CHKD: Ricky 2019/04/30
1	Housing	PA9T	1									APPD:
					THESE DRAWINGS AND SPECIFICATIONS ARE THE PROPERTY OF ACCURATE INNOTECH INC AND SHALL NOT BE REPRODUCED, COPIED OR USED IN ANY MANNER WITHOUT THE PRIOR WRITTEN CONSENT OF ACCURATE INNOTECH INC.				SCALE	SHEET	REV.	CUSTOMER
									1:1	1/1	A	DRAWING