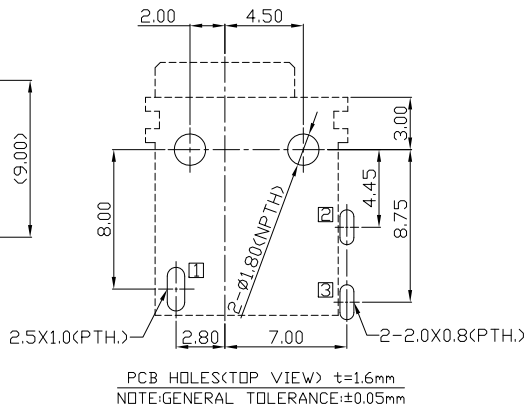
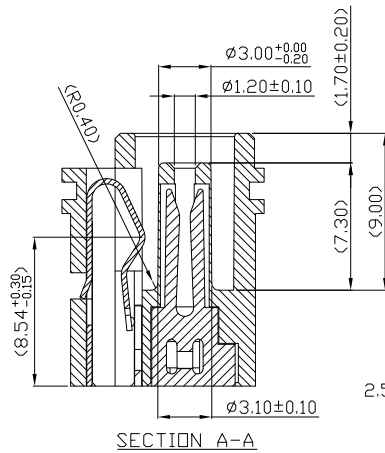
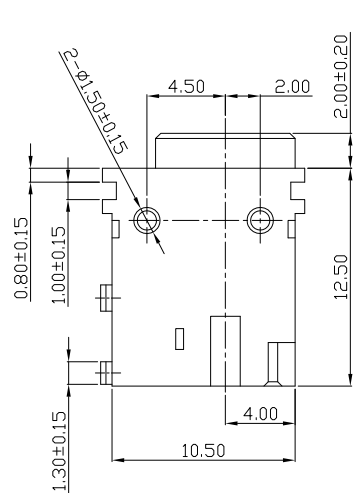
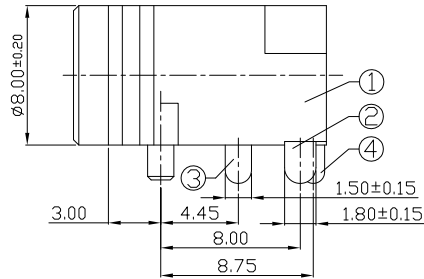
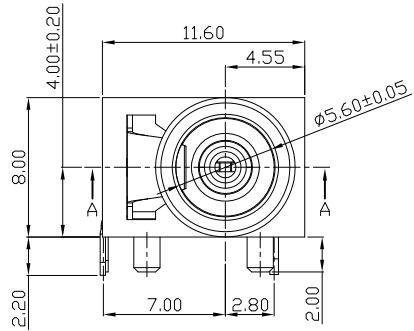




RoHS Compliant
2002/95/EC

REV.	ECN. NO.	APPD.

DIMENSIONS

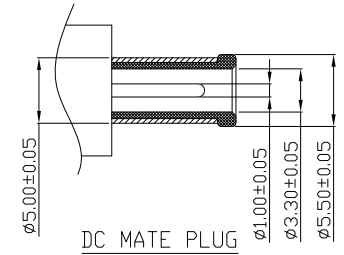
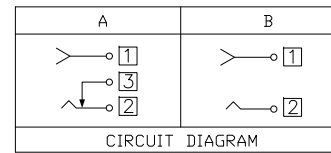


MODEL CODE:

- DCB0-00800- A D 9T BK T 0 1
 (1) (2) (3)(4) (5) (6) (7)(8) (9)
 (1):Series type:DIP DC POWER JACK.
 (2):Series No.
 (3):Schematic option: A , B
 (4):Center pin diameter:
 D=φ1.2
 (5):Material of housing:
 9T=PA9T , PB=PBT
 (6):Housing color:
 BK=Black
 (7):Terminal plating
 T=Tin(Sn)
 S=Silver(Ag)
 (8):Special option:
 0=No special option
 (9):Packing mode:
 1=Tape reel packing
 4=Bag packing

SPECIFICATION:

- Rating : DC 36V 7A;
- Contact resistance: ≤30mΩ
After test: ≤50mΩ
- Insulation resistance: ≥100MΩ (DC500V);
After test: ≥50MΩ
- Withstand voltage: 500VAC ;
- Insertion and extraction force: 3-30N;
- Life test: 5,000 cycles;
- Operation temperature range: -20°C~80°C;
- Preservative temperature range: -40°C~85°C;



○: ITEM NO. □: TERMINAL NO.

NO.	PARTS	MATERIAL	Q'TY	FINISHING	TOLERANCE	ANGLES	UNITS	雅安科技有限公司 ACCURATE INNOTECH INC.				
④	Shunt terminal ③	Copper alloy	1	Tin/Silver plating	.X ±0.50	X ±5°	mm	TITLE: DIP DC POWER JACK PART NO.: DCB0-00800 DR: Ricky 2019/05/02 DWG NO.: AB0-00800 SCALE: 1:1 SHEET: 1/1 REV: A CUSTOMER DRAWING				
③	Tip spring ②	Copper alloy	1	Tin/Silver plating	.XX ±0.30	.X ±3°	MAT'L SEE NOTE					
②	Center pin ①	Copper alloy	1	Tin/Silver plating	.XXX ±0.15	.XX ±2°	FINISH SEE NOTE					
①	Housing	See P/D info	1	Black	THESE DRAWINGS AND SPECIFICATIONS ARE THE PROPERTY OF ACCURATE INNOTECH INC AND SHALL NOT BE REPRODUCED, COPIED OR USED IN ANY MANNER WITHOUT THE PRIOR WRITTEN CONSENT OF ACCURATE INNOTECH INC.		Q'TY					
								APPD:				