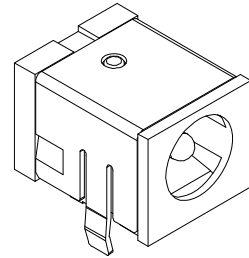




RoHS Compliant
2002/95/EC

REV.	ECN.	NO.	APPD.

DIMENSIONS



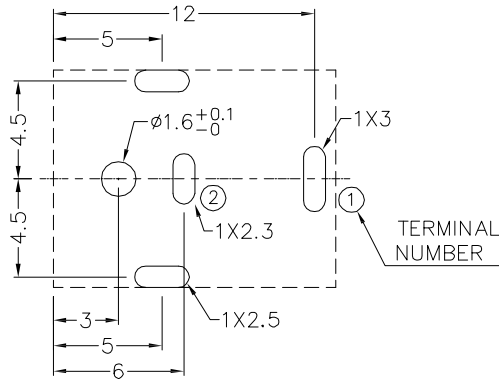
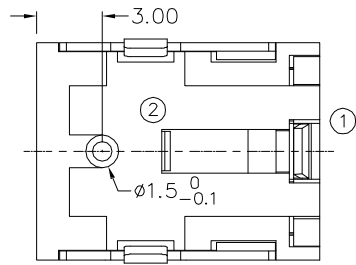
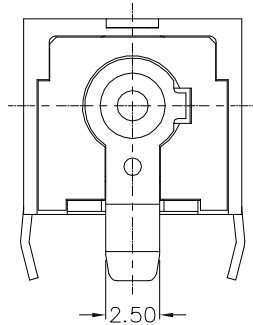
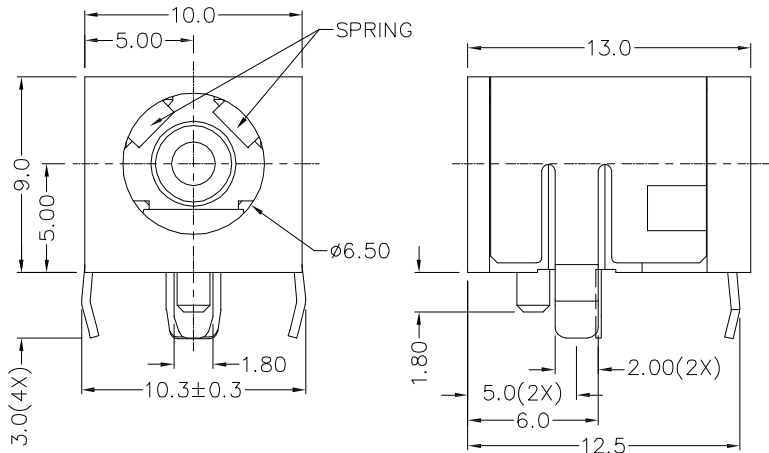
MODEL CODE:

DCT0-0078HS- B □ PB BK S 0 4

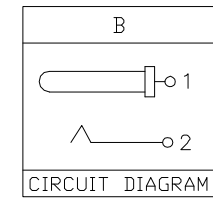
- (1): Series type: DIP DC POWER JACK.
- (2): Series No.
- (3): Schematic option: B
- (4): Center pin diameter:
H=φ2.0mm, J=φ2.5mm
- (5): Material of housing:
PB=PBT
- (6): Housing color:
BK=Black
- (7): Terminal plating:
S=Silver(Ag)
- (8): Special option:
0=No special option
- (9): Packing mode:
4=Bag packing

Specification:

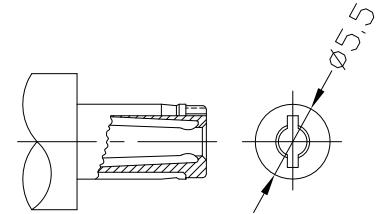
1. Rating : 8A/16V DC Max.
2. Contact resistance: ≤30mΩ
After test: ≤60mΩ
3. Insulation resistance: ≥100MΩ (DC500V).
After test: ≥50MΩ
4. Withstanding voltage: 500VAC.
5. Insertion and extraction force: 0.3~3Kgs.
6. Life test: 5,000cycles min.
7. Operation temperature range: -25°C~85°C.



RECOMMENDED PCB LAYOUT
TOLERANCE: ±0.05
(TOP VIEW)



MODEL NO.	H	J
CENTER PIN	φ2.0mm	φ2.5mm



DC MATE PLUG

Bill of materials:

NO.	PARTS	MATERIAL	Q'TY	FINISHING
7	CENTRE PIN	COPPER	1	NICKEL PLATED
6	TERMINAL 1	BRASS	1	SILVER PLATED
5	TERMINAL 2	COPPER ALLOY	1	SILVER PLATED
4	SPRING	COPPER ALLOY	1	SILVER PLATED
3	SHIELD	BRASS	1	NICKEL PLATED
2	HOUSING	PBT	1	UL94V-0
1	COVER	PBT	1	UL94V-0

THESE DRAWINGS AND SPECIFICATIONS ARE THE PROPERTY OF ACCURATE INNOTECH INC AND SHALL NOT BE REPRODUCED, COPIED OR USED IN ANY MANNER WITHOUT THE PRIOR WRITTEN CONSENT OF ACCURATE INNOTECH INC.

UNITS	mm	<p>雅安科技有限公司 ACCURATE INNOTECH INC.</p> <p>TITLE: DIP DC POWER JACK</p> <p>PART NO.: DCT0-0078HS</p> <p>DR: Ricky 2020/08/11</p> <p>DWG NO.: AT0-0078HS</p> <p>CHKD: Ricky 2020/08/11</p> <p>APPD:</p>				
MAT'L	SEE NOTE					
FINISH	SEE NOTE					
Q'TY	SEE NOTE					
SCALE	3:1	SHEET	1/1	REV.	A	CUSTOMER DRAWING