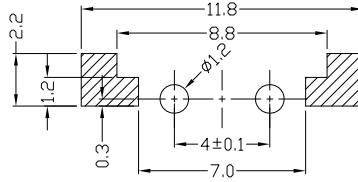
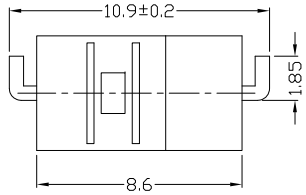




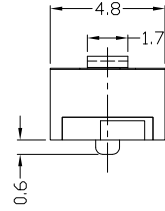
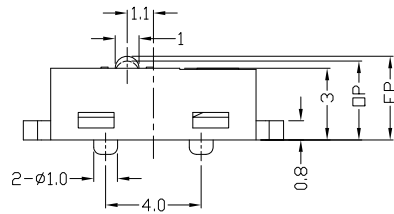
RoHS
Compliant
2002/95/EC

REV.	ECN.	NO.	APPD.

DIMENSIONS

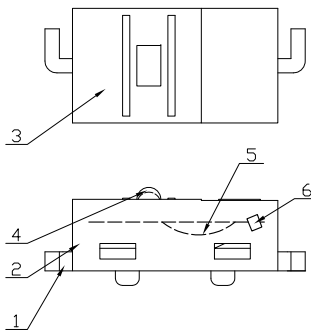


P.C.B LAYOUT
TOP VIEW



CIRCUIT DIAGRAM

Structure chart



MODEL CODE

DS030C-00M-70-I

1 2 3 4 5

- 1.Series : DS030C
- 2.Actuator Button : 00=Non-lever
- 3.Termination : M=SMD
- 4.Operating Force : see chart
- 5.Packing : T=Tape Reel (1,200pcs/Reel)

Material list

NO.	PARTS	MATERIAL	Q'TY	FINISHING
8				
7				
6	Contact	Silver alloy	1	
5	Spring Plate	C1720	1	
4	Button	Nylon	1	
3	Case	Nylon	1	
2	Base	Nylon	1	
1	Terminal	C2680	2	

Tolerance:±0.2
UNITS mm
MAT'L
SEE NOTE
FINISH
SEE NOTE
Q'TY

THESE DRAWINGS AND SPECIFICATIONS ARE THE PROPERTY OF ACCURATE INNOTECH INC AND SHALL NOT BE REPRODUCED, COPIED OR USED IN ANY MANNER WITHOUT THE PRIOR WRITTEN CONSENT OF ACCURATE INNOTECH INC.

雅安科技有限公司 ACCURATE INNOTECH INC.			
TITLE: Miniature MICRO SWITCH DS030C SERIES		PART NO.: DS030C-00M-70-T	
DR: <i>Ricky</i> 2017/7/19		DWG NO.: ATD-00M-70-T	
CHKD: <i>Ricky</i> 2017/7/19		SCALE	SHEET
APPD:		1:1	1/1
		REV.	CUSTOMER DRAWING
		A	

1.Functional spec

1.1 Rated Voltage	DC48V/AC125V
1.2 Rated Current	0.1A
1.3 Contact Resistance	≤300mΩ(Initial value)
1.4 Operating Force	70±20gf
1.5 Bounce Time	
1.6 Free Position	3.5±0.3mm
1.7 Operating Position	3.3±0.3mm
1.8 Position Travel	
1.9 Return Force	

2.Reliable Rating

2.1 Mechanical Life	3,000,000 CYCLES
2.2 Electrical Life	3,000,000 CYCLES
2.3 Insulation Resistance	≥100MΩ DC250V
2.4 Withstand Voltage	AC250V 1 minute
2.5 Soldering Technic	Hand/Reflow soldering
2.6 Operating Temper	-25°C ~ +80°C
2.7 Ambient Humidity Used	<85%RH