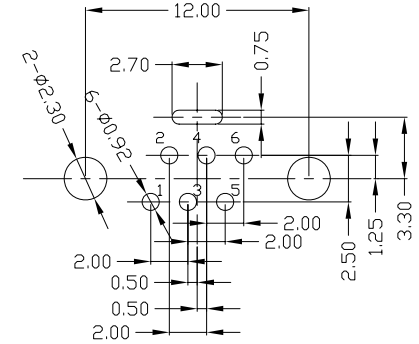
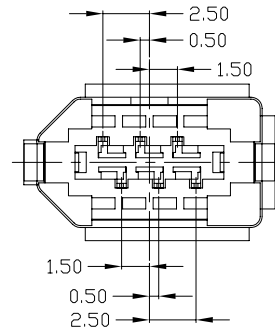
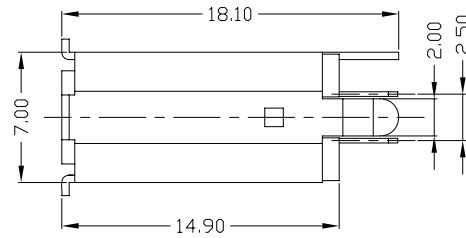
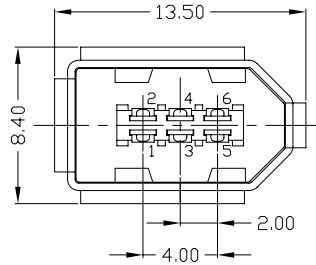


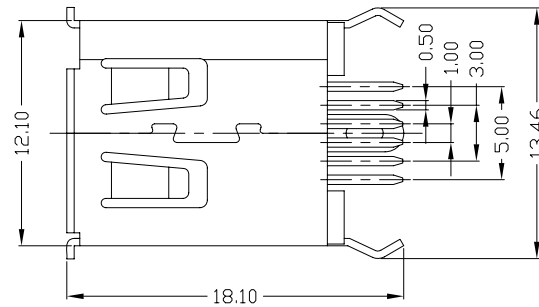


RoHS  
Compliant  
2002/95/EC

REV.	ECN.	NO.	APPD.



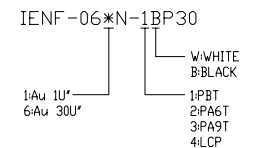
RECOMMENDED PCB LAYOUT



NOTES:

- ELECTRICAL:
  - VOLTAGE CURRENT RATING: 1AMP, 30V AC;
  - INSULATION RESISTANCE: 1000MΩMIN;
  - CONTACT RESISTANCE: 30mΩMAX;
  - WITHSTANDING VOLTAGE: 500V AC;
  - OPERATING TEMPERATURE: -55°C TO +85°C.
- Mechanical:
  - Mating Force: 35N MAX
  - Unmating Force: 10N MIN.
- DIMENSIONS MARKED "▼" TO BE CHECKED BY Q.C & IPQC.

4. PART NO.



Bill of materials:

NO	PARTS	MATERIAL	QTY	FINISHING	X. ±0.35	X.' ±2'	UNITS	雅安科技有限公司 ACCURATE INNOTECH INC.					
					.X ±0.3	.X' ±1'	mm						
3	HOUSING	PBT+30%GF	1	UL94V-0	.XX ±0.25	.XX'	MAT'L	SEE NOTE	TITLE:	PART NO.:			
2	SHELL	COPPER ALLOY	1	PLATED NICKEL	.XXX ±0.15	.XXX'	FINISH	SEE NOTE	1394 6F 180度插板式	IENF-06*N-1BP30			
1	TERMINAL	COPPER ALLOY	6	PLATED GOLD/TIN	THESE DRAWINGS AND SPECIFICATIONS ARE THE PROPERTY OF ACCURATE INNOTECH INC AND SHALL NOT BE REPRODUCED, COPIED OR USED IN ANY MANNER WITHOUT THE PRIOR WRITTEN CONSENT OF ACCURATE INNOTECH INC.			Q'TY	DR: gan 2014/09/20	DWG NO.: AII-P30			
								CHKD: gan 2014/09/20	APPD:	SCALE	SHEET	REV.	CUSTOMER DRAWING
										1:1	1/1	B	