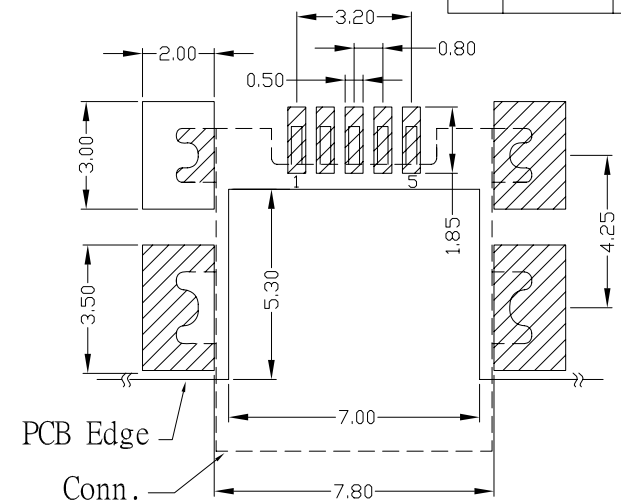
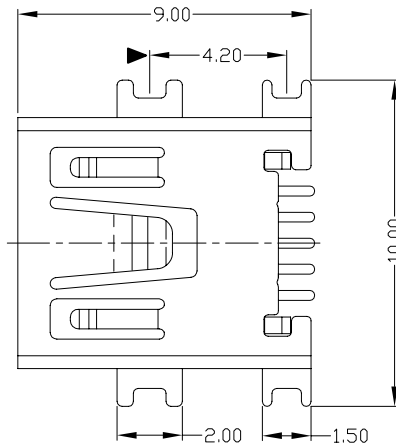


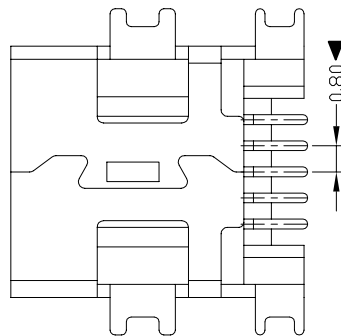
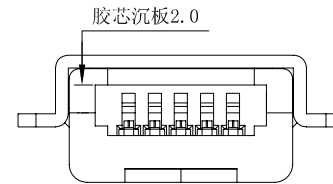
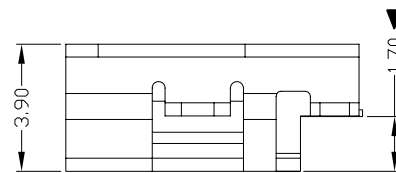
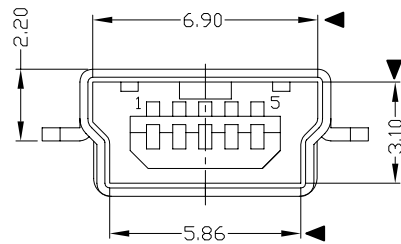


RoHS
Compliant
2002/95/EC

REV.	ECN.	NO.	APPD.



RECOMMENDED PCB LAYOUT



NOTES:

- ELECTRICAL:
 - VOLTAGE CURRENT RATING: 1.0AMP,30V AC;
 - INSULATION RESISTANCE: 100MΩ MIN;
 - CONTACT RESISTANCE: 50mΩ MAX;
 - WITHSTANDING VOLTAGE: 300V AC;
 - OPERATING TEMPERATURE: -55°C TO +85°C.
- Mechanical:
 - Mating Force: 30N MAX
 - Unmating Force: 7N MIN.
- DIMENSIONS MARKED "▼" TO BE CHECKED BY Q.C & IPQC.

4.PART NO.

MUBF-05*N-4BH84

1:Au 1U*
6:Au 30U*
W:WHITE
B:BLACK
1:PBT
2:PA6T
3:PA9T
4:LCP

Bill of materials:

NO	PARTS	MATERIAL	QTY	FINISHING	X. ±0.35	X.* ±2*	UNITS	mm	雅安科技有限公司 ACCURATE INNOTECH INC.					
3	HOUSING	LCP	1	UL94V-0	.X ±0.3	.X* ±1*	MAT'L	SEE NOTE	TITLE: MINI USB 5P/F SMT B型 (沉板1.7mm)		PART NO.: MUBF-05*N-4BH84			
2	SHELL	COPPER ALLOY	1	PLATED NICKEL	.XX ±0.25	.XX*	FINISH	SEE NOTE	DR: gan 2012/7/02		DWG NO.: AII-H84			
1	TERMINAL	COPPER ALLOY	5	PLATED GOLD/TIN	.XXX ±0.15	.XXX*	Q'TY	SEE NOTE	CHKD: gan 2012/7/02		SCALE	SHEET	REV.	CUSTOMER DRAWING
									APPD:	1:1	1/1	B		

THESE DRAWINGS AND SPECIFICATIONS ARE THE PROPERTY OF ACCURATE INNOTECH INC AND SHALL NOT BE REPRODUCED, COPIED OR USED IN ANY MANNER WITHOUT THE PRIOR WRITTEN CONSENT OF ACCURATE INNOTECH INC.

