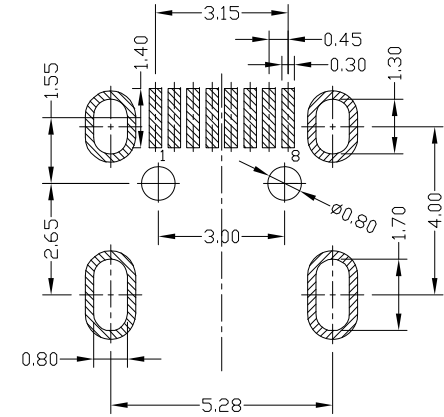
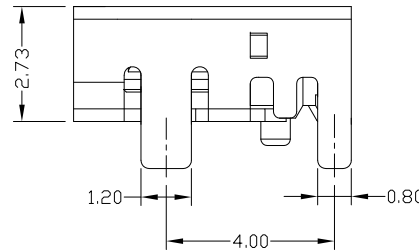
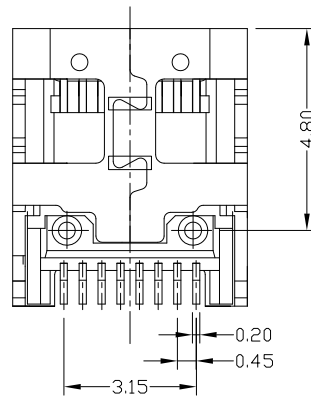
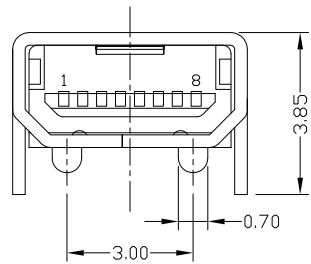
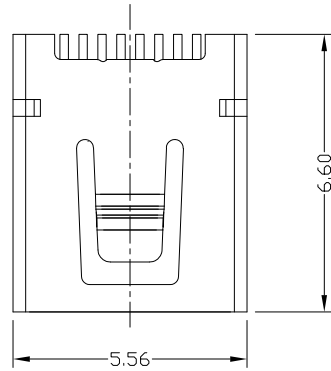




RoHS  
Compliant  
2002/95/EC

REV.	ECN. NO.	APPD.



RECOMMENDED PCB LAYOUT

NOTES:

- ELECTRICAL:
  - VOLTAGE CURRENT RATING: 1.0AMP,30V DC;
  - INSULATION RESISTANCE: 100MΩ MIN;
  - CONTACT RESISTANCE: 50mΩ MAX;
  - WITHSTANDING VOLTAGE: 300V AC;
  - OPERATING TEMPERATURE:-55°C TO +85°C.
- Mechanical:
  - Mating Force: 30N MAX
  - Unmating Force: 7N MIN.
- DIMENSIONS MARKED "▼" TO BE CHECKED BY Q.C & IPQC.

4.PART NO.

MUBF-08\*N-4BV81  
 1:Au 1U"  
 6:Au 30U"  
 N:NICKEL  
 G:GOLD  
 W:WHITE  
 B:BLACK  
 1:PBT  
 2:PA6T  
 3:PA9T  
 4:LCP

Bill of materials:

3	HOUSING	LCP+30%GF	1	UL94V-0	X. ±0.35	X.° ±2°	UNITS mm
2	SHELL	COPPER ALLOY	1	PLATED NICKEL/GOLD	.X ±0.3	.X° ±1°	MAT'L SEE NOTE
1	TERMINAL	COPPER ALLOY	8	PLATED GOLD/TIN	.XX ±0.25	.XX°	FINISH SEE NOTE
NO	PARTS	MATERIAL	QTY	FINISHING	.XXX ±0.15	.XXX°	Q'TY

THESE DRAWINGS AND SPECIFICATIONS ARE THE PROPERTY OF ACCURATE INNOTECH INC AND SHALL NOT BE REPRODUCED, COPIED OR USED IN ANY MANNER WITHOUT THE PRIOR WRITTEN CONSENT OF ACCURATE INNOTECH INC.

雅安科技有限公司 ACCURATE INNOTECH INC.			
TITLE: MINI USB 8P/F 90° DIP四脚(模顶/双边 侧角)		PART NO: MUBF-08*N-4BV81	
DR: gan 2017/05/03		DWG NO: AII-V81	
CHKD: gan 2017/05/03		SCALE	SHEET
APPD:		1:1	1/1
		REV.	CUSTOMER DRAWING
		B	