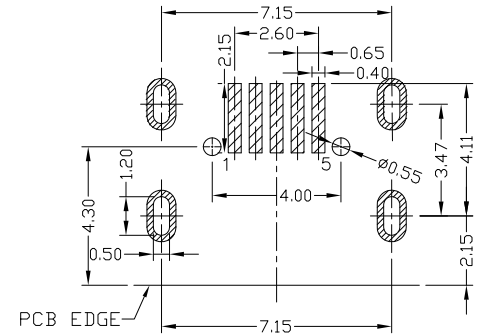
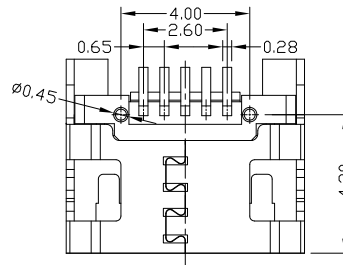
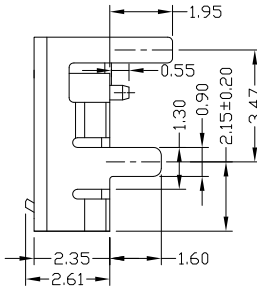
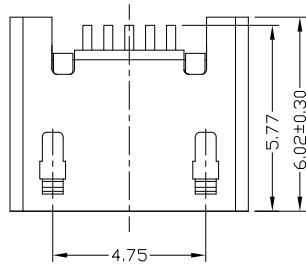
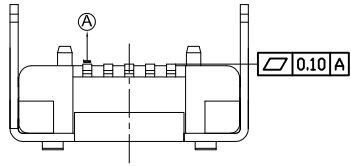




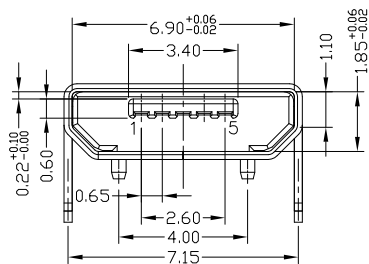
RoHS  
Compliant  
2002/95/EC

Halogen Free

REV.	ECN. NO.	APPD.



RECOMMENDED PCB LAYOUT



NOTES:

- ELECTRICAL:
  - VOLTAGE CURRENT RATING: PIN1&5 1.8AMP MAX / PIN2&3&4 1AMP MAX. ,30V AC;
  - INSULATION RESISTANCE: 100MΩ MIN;
  - CONTACT RESISTANCE: 30mΩ MAX;
  - WITHSTANDING VOLTAGE: 100V AC; FOR 1 MIN.
  - OPERATING TEMPERATURE: -30°C TO +80°C.
- Mechanical:
  - Mating Force: 35N MAX
  - Unmating Force: 10N MIN.
- DIMENSIONS MARKED "▼" TO BE CHECKED BY Q.C & IPQC.

4.PART NO.

MUYF-05\*N-4BHUA571  
 1:Au 1U\*  
 6:Au 30U\*  
 T:TIN  
 N:NICKEL  
 W:WHITE  
 B:BLACK  
 1:PBT  
 2:PA6T  
 3:PA9T  
 4:LCP

Bill of materials:

NO	PARTS	MATERIAL	QTY	FINISHING	UNITS	mm	TITLE:	PART NO.:	SCALE	SHEET	REV.	CUSTOMER DRAWING
3	SHELL	COPPER ALLOY	1	PLATED NICKEL	X. ±0.35	X.* ±2*	MICRO USB B TYPE F 5P 插板7.2 有柱	MUYF-05XN-4BHUA571	5:1	1/1	A	AII-HUA571
2	HOUSING	LCP+30%.GF	1	UL94V-0	.X ±0.30	.X* ±1*	前脚1.6后脚1.95 四脚插 加长0.75无边	DR: Ricky 2018/9/14	5:1	1/1	A	
1	TERMINAL	COPPER ALLOY	5	PLATED GOLD	.XX ±0.25	.XX*	DR: Ricky 2018/9/14	5:1	1/1	A		
					.XXX ±0.15	.XXX*	CHKD: Ricky 2018/9/14	5:1	1/1	A		
							APPD:	5:1	1/1	A		

THESE DRAWINGS AND SPECIFICATIONS ARE THE PROPERTY OF ACCURATE INNOTECH AND SHALL NOT BE REPRODUCED, COPIED OR USED IN ANY MANNER WITHOUT THE PRIOR WRITTEN CONSENT OF ACCURATE INNOTECH INC

