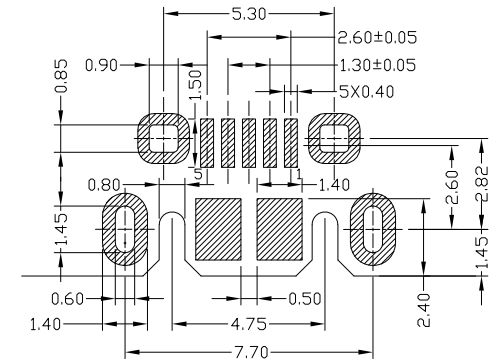
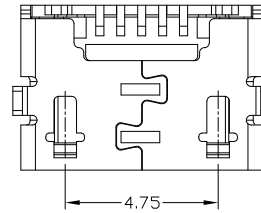
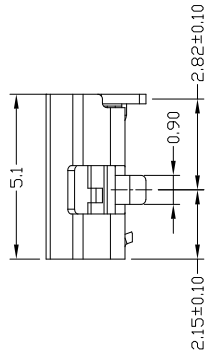
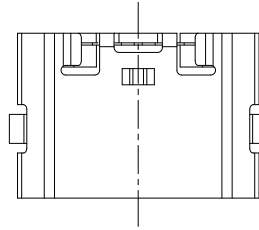
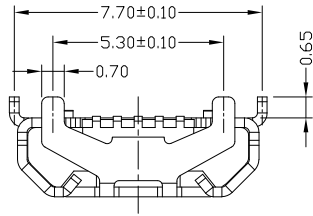




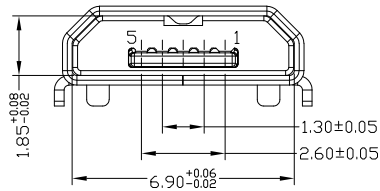
RoHS
Compliant
2002/95/EC

Halogen Free

REV.	ECN. NO.	APPD.



RECOMMENDED PCB LAYOUT



NOTES:

- ELECTRICAL:
 - VOLTAGE CURRENT RATING: PIN1&5 1.8AMP MAX / PIN2&3&4 1AMP MAX. ,30V AC;
 - INSULATION RESISTANCE: 100MΩ MIN;
 - CONTACT RESISTANCE: 30mΩ MAX;
 - WITHSTANDING VOLTAGE: 100V AC; FOR 1 MIN.
 - OPERATING TEMPERATURE: -30°C TO +80°C.
- Mechanical:
 - Mating Force: 35N MAX
 - Unmating Force: 10N MIN.
- DIMENSIONS MARKED "▼" TO BE CHECKED BY Q.C & IPQC.

4.PART NO.

MUYF-051N-4BHUA650

1:Au 1U*
6:Au 30U*

T:TIN
N:NICKEL

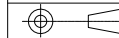
W:WHITE
B:BLACK

1:PBT
2:PA6T
3:PA9T
4:LCP

Bill of materials:

3	SHELL	STAINLESS STEEL	1	PLATED NICKEL	.X ±0.15	.X* ±1*	UNITS mm
					.XX ±0.10	.XX*	MAT'L
2	HOUSING	LCP+30%GF	1	UL94V-0	.XXX ±0.05	.XXX*	SEE NOTE
							FINISH
1	TERMINAL	COPPER ALLOY	5	PLATED GOLD			SEE NOTE
NO	PARTS	MATERIAL	QTY	FINISHING			Q'TY

THESE DRAWINGS AND SPECIFICATIONS ARE THE PROPERTY OF ACCURATE INNOTECH AND SHALL NOT BE REPRODUCED, COPIED OR USED IN ANY MANNER WITHOUT THE PRIOR WRITTEN CONSENT OF ACCURATE INNOTECH INC



雅安科技有限公司
ACCURATE INNOTECH INC.

TITLE: MICRO USB B TYPE F 5P 反向
牛角7.7/5.3脚长0.65短针无导线

DR: Ricky 2022/09/27

CHKD: Ricky 2022/09/27

APPD:

PART NO.: MUYF-05XN-4BHUA650

DWG NO.: AII-HUA650

SCALE SHEET REV. CUSTOMER DRAWING

5:1 1/1 A