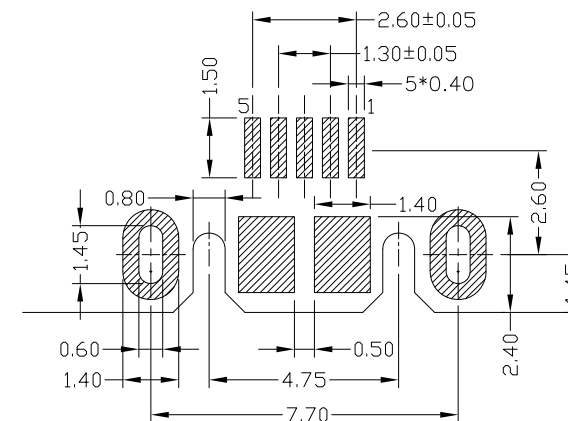
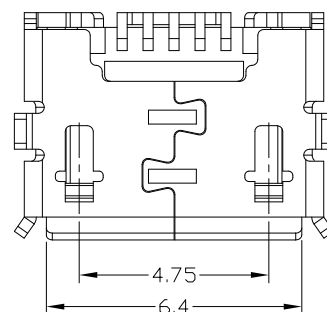
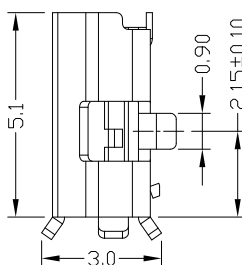
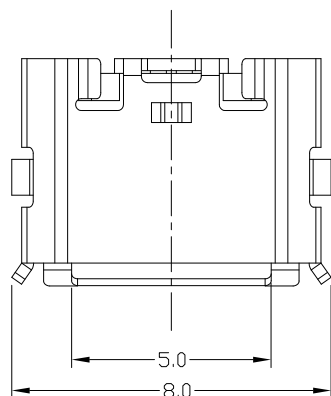
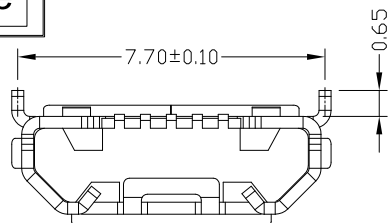




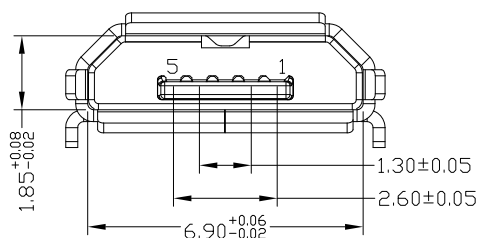
RoHS  
Compliant  
2002/95/EC

Halogen Free

REV.	ECN. NO.	APPD.



RECOMMENDED PCB LAYOUT



NOTES:

1.ELECTRICAL:

- VOLTAGE CURRENT RATING: PIN1&5 1.8AMP MAX / PIN2&3&4 1AMP MAX. ,30V AC;
- INSULATION RESISTANCE: 100MΩ MIN;
- CONTACT RESISTANCE: 30mΩ MAX;
- WITHSTANDING VOLTAGE: 100V AC; FOR 1 MIN.
- OPERATING TEMPERATURE: -30°C TO +80°C.

2.Mechanical:

- Mating Force: 35N MAX
- Unmating Force: 10N MIN.

3.DIMENSIONS MARKED "▼" TO BE CHECKED BY Q.C & IPQC.

4.PART NO.

MUYF-05\*N-4BHUA653

- 1:Au 1U"
- 6:Au 30U"
- W:WHITE
- B:BLACK
- 1:PBT
- 2:PA6T
- 3:PA9T
- 4:LCP
- T:TIN
- N:NICKEL

Bill of materials:

NO	PARTS	MATERIAL	QTY	FINISHING
3	SHELL	STAINLESS STEEL	1	PLATED NICKEL
2	HOUSING	LCP+30%GF	1	UL94V-0
1	TERMINAL	COPPER ALLOY	5	PLATED GOLD

X. ±0.35	X.' ±2*	UNITS	mm
.X ±0.30	.X' ±1*	MAT'L	SEE NOTE
.XX ±0.25	.XX*	FINISH	SEE NOTE
.XXX ±0.15	.XXX*	Q'TY	SEE NOTE

THESE DRAWINGS AND SPECIFICATIONS ARE THE PROPERTY OF ACCURATE INNOTECH INC. AND SHALL NOT BE REPRODUCED, COPIED OR USED IN ANY MANNER WITHOUT THE PRIOR WRITTEN CONSENT OF ACCURATE INNOTECH INC.

雅安科技有限公司 ACCURATE INNOTECH INC.			
TITLE: MIRCO USB B TYPE F 5P 反向 两脚插7.7 脚长0.65短针	PART NO.: MUYF-05*N-4BHUA653		
DR: Ricky 2018/3/28	DWG NO.: AII-HUA653		
CHKD: Ricky 2018/3/28	SCALE	SHEET	REV.
APPD:	1:1	1/1	A
		CUSTOMER	DRAWING