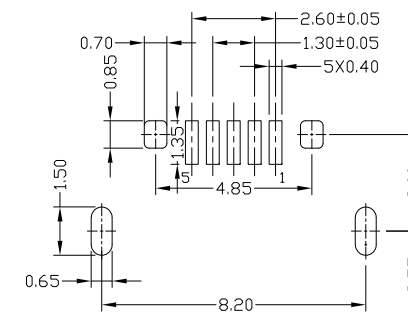
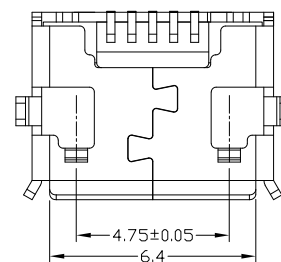
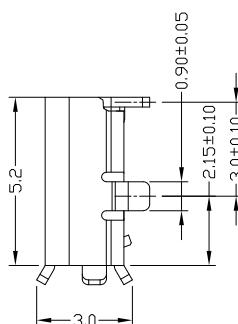
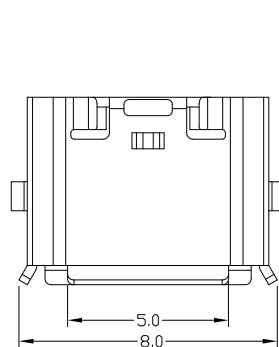
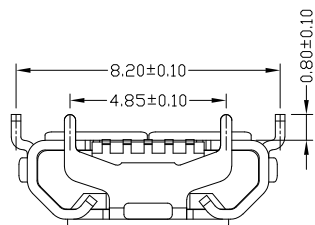


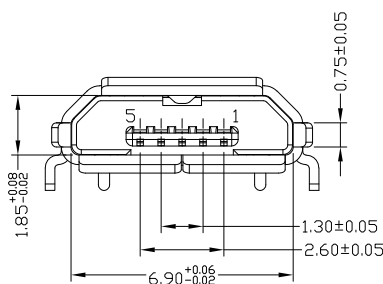


RoHS
Compliant
2002/95/EC

REV.	ECN. NO.	APPD.



PCB LAYOUT



NOTES:

1.ELECTRICAL:

- 1)VOLTAGE CURRENT RATING:1.0AMP MAX. ,30V AC;
- 2)INSULATION RESISTANCE: 100MΩ MIN.
- 3)CONTACT RESISTANCE: 30mΩ MAX.
- 4)WITHSTANDING VOLTAGE: 100V AC MIN FOR 1 MIN.
- 5)OPERATING TEMPERATURE:-30°C TO +80°C.

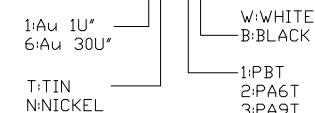
2.MECHANICAL:

- 1)MATING FORCE: 35N MAX
- 2)UNMATING FORCE: 10N MIN. INITIAL 8~20N AFTER

3.DIMENSIONS MARKED "▼" TO BE CHECKED BY Q.C & IPQC.

4.PART NO.

MUYF-051T-4BHG3035



Bill of materials:

NO	PARTS	MATERIAL	QTY	FINISHING
3	SHELL	STAINLESS STEEL	1	PLATED TIN
2	HOUSING	LCP+30%GF	1	UL94V-0
1	TERMINAL	COPPER ALLOY	5	PLATED NICKEL/GOLD

X.	±0.50	X'	±1*	UNITS	mm
.X	±0.20			MAT'L	
.XX	±0.10			SEE NOTE	
.XXX	±0.03			FINISH	
				SEE NOTE	
				Q'TY	

雅安科技有限公司 ACCURATE INNOTECH INC.			
TITLE: MICRO USB B TYPE F 5P 反向 牛角8.2 4.85 外DI0.8	PART NO.: MUYF-05XT-4BHG3035		
DR: Ricky 2023/2/3	DWG NO.: AII-HG3035		
CHKD: Ricky 2023/2/3	SCALE	SHEET	REV.
APPD:	1:1	1/1	A
			CUSTOMER DRAWING

THESE DRAWINGS AND SPECIFICATIONS ARE THE PROPERTY OF ACCURATE INNOTECH INC. AND SHALL NOT BE REPRODUCED, COPIED OR USED IN ANY MANNER WITHOUT THE PRIOR WRITTEN CONSENT OF ACCURATE INNOTECH INC.

