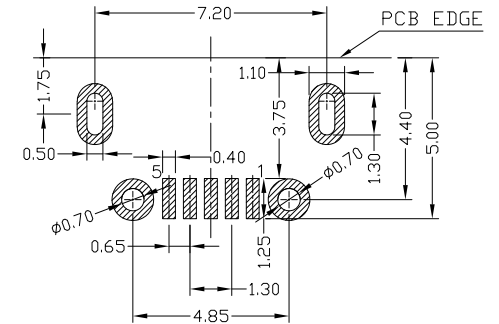
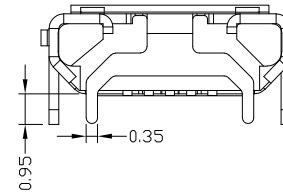
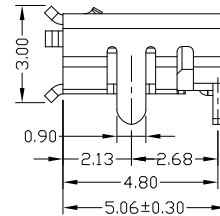
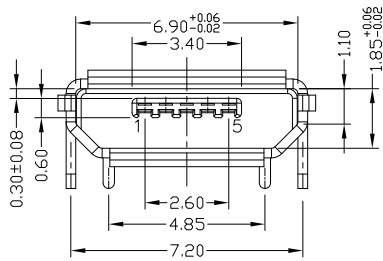
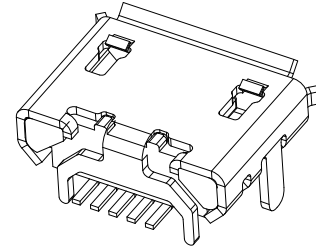
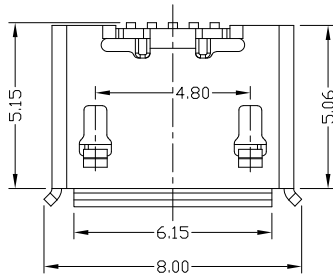




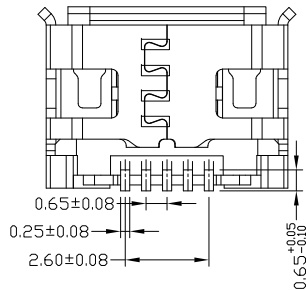
RoHS  
Compliant  
2002/95/EC

Halogen Free

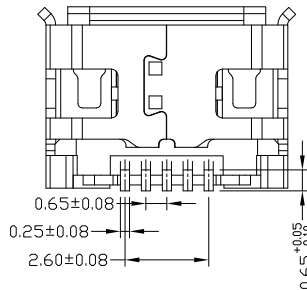
REV.	ECN.	NO.	APPD.



RECOMMENDED PCB LAYOUT



不锈钢双触点



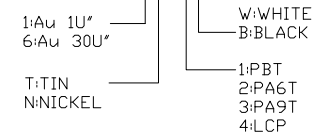
铜壳单触点

NOTES:

- ELECTRICAL:
  - VOLTAGE CURRENT RATING: PIN1&5 1.8AMP MAX / PIN2&3&4 1AMP MAX. ,30V AC;
  - INSULATION RESISTANCE: 100MΩ MIN;
  - CONTACT RESISTANCE: 30mΩ MAX;
  - WITHSTANDING VOLTAGE: 100V AC; FOR 1 MIN.
  - OPERATING TEMPERATURE: -30°C TO +80°C.
- Mechanical:
  - Mating Force: 35N MAX
  - Unmating Force: 10N MIN.
- DIMENSIONS MARKED "▼" TO BE CHECKED BY Q.C & IPQC.

4.PART NO.

MUYF-05\*T-4BHUA067



Bill of materials:

NO	PARTS	MATERIAL	QTY	FINISHING
3	SHELL	STAINLESS STEEL	1	PLATED TIN
2	HOUSING	LCP+30%GF	1	UL94V-0
1	TERMINAL	COPPER ALLOY	5	PLATED GOLD

X. ±0.35	X.' ±2'	UNITS	mm
.X ±0.30	.X' ±1'	MAT'L	SEE NOTE
.XX ±0.25	.XX'	FINISH	SEE NOTE
.XXX ±0.15	.XXX'	Q'TY	SEE NOTE

THESE DRAWINGS AND SPECIFICATIONS ARE THE PROPERTY OF ACCURATE INNOTECH AND SHALL NOT BE REPRODUCED, COPIED OR USED IN ANY MANNER WITHOUT THE PRIOR WRITTEN CONSENT OF ACCURATE INNOTECH INC

雅安科技有限公司 ACCURATE INNOTECH INC.			
TITLE:	MICRO USB B TYPE F 5P 四脚全插牛角型短针	PART NO.:	MUYF-05XT-4BHUA067
DR:	Ricky 2018/9/4	DWG NO.:	AII-HUA067
CHKD:	Ricky 2018/9/4	SCALE	SHEET
APPD:		5:1	1/1
		REV.	A
		CUSTOMER DRAWING	