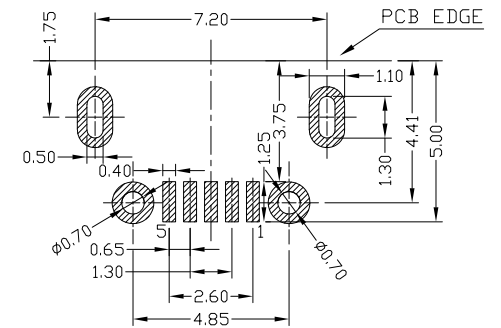
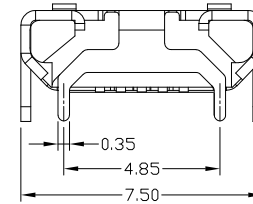
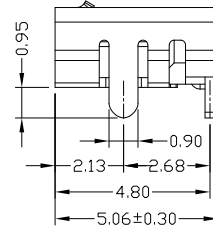
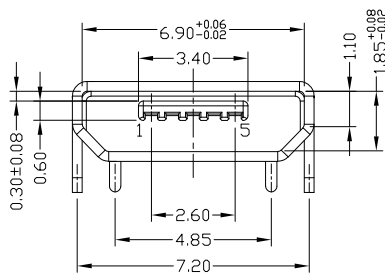
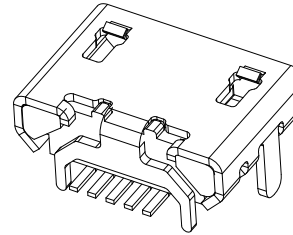
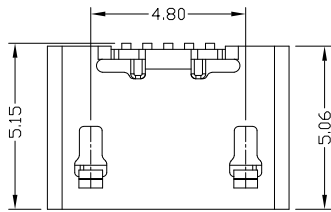




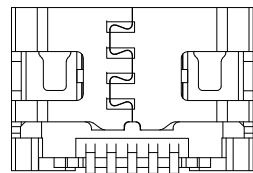
RoHS
Compliant
2002/95/EC

Halogen Free

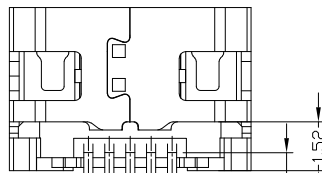
REV.	ECN.	NO.	APPD.



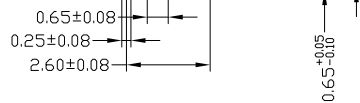
RECOMMENDED PCB LAYOUT



不锈钢双铆合



铜壳单铆合



NOTES:

- ELECTRICAL:
 - VOLTAGE CURRENT RATING: PIN1&5 1.8AMP MAX / PIN2&3&4 1AMP MAX. ,30V AC;
 - INSULATION RESISTANCE: 100MΩ MIN;
 - CONTACT RESISTANCE: 30mΩ MAX;
 - WITHSTANDING VOLTAGE: 100V AC; FOR 1 MIN.
 - OPERATING TEMPERATURE: -30°C TO +80°C.
- Mechanical:
 - Mating Force: 35N MAX
 - Unmating Force: 10N MIN.
- DIMENSIONS MARKED "▼" TO BE CHECKED BY Q.C & IPQC.

4.PART NO.

MUYF-051T-4BHUA267

1:Au 1U*
6:Au 30U*

T:TIN
N:NICKEL

W:WHITE
B:BLACK

1:PBT
2:PA6T
3:PA9T
4:LCP

Bill of materials:

NO	PARTS	MATERIAL	QTY	FINISHING							
3	SHELL	COPPER ALLOY / STAINLESS STEEL	1	PLATED TIN	.X ±0.15	.X* ±1*	UNITS	mm	雅安科技有限公司 ACCURATE INNOTECH INC.		
2	HOUSING	LCP+30%GF	1	UL94V-0	.XX ±0.10	.XX*	MAT'L	SEE NOTE			TITLE: MICRO USB B TYPE F 5P 四脚全插 牛角型 短针无导位脚长0.95
1	TERMINAL	COPPER ALLOY	5	PLATED GOLD	.XXX ±0.05	.XXX*	FINISH	SEE NOTE			PART NO.:
											MUYF-05XT-4BHUA267
							Q'TY		DR: Ricky 2022/09/28	DWG NO.:	
									CHKD: Ricky 2022/09/28	AII-HUA267	
									APPD:	SCALE SHEET REV. CUSTOMER 5:1 1/1 A DRAWING	

THESE DRAWINGS AND SPECIFICATIONS ARE THE PROPERTY OF ACCURATE INNOTECH AND SHALL NOT BE REPRODUCED, COPIED OR USED IN ANY MANNER WITHOUT THE PRIOR WRITTEN CONSENT OF ACCURATE INNOTECH INC

