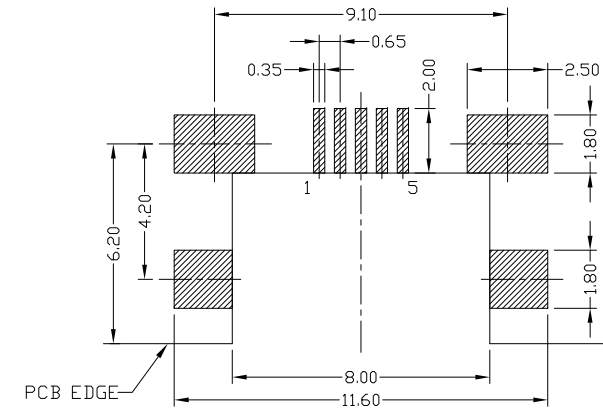
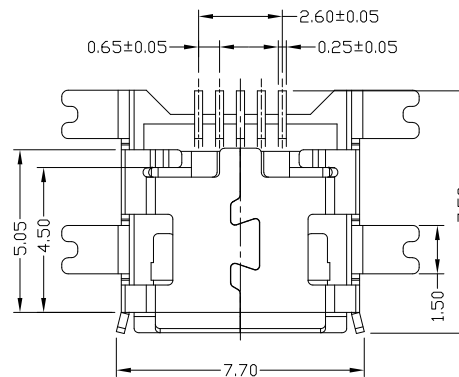
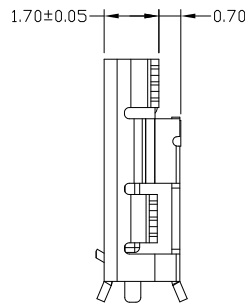
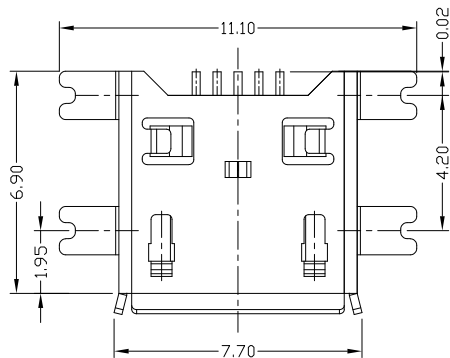
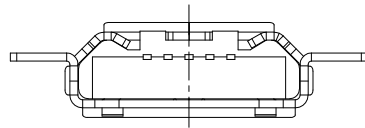




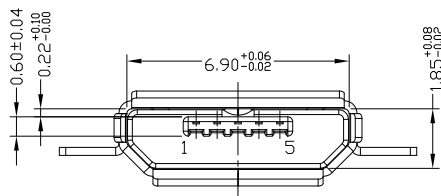
RoHS
Compliant
2002/95/EC

Halogen Free

REV.	ECN. NO.	APPD.



RECOMMENDED PCB LAYOUT



NOTES:

- ELECTRICAL:
 - VOLTAGE CURRENT RATING: PIN1&5 1.8AMP MAX / PIN2&3&4 1AMP MAX. ,30V AC;
 - INSULATION RESISTANCE: 100MΩ MIN;
 - CONTACT RESISTANCE: 30mΩ MAX;
 - WITHSTANDING VOLTAGE: 100V AC; FOR 1 MIN.
 - OPERATING TEMPERATURE: -30°C TO +80°C.
- Mechanical:
 - Mating Force: 35N MAX
 - Unmating Force: 10N MIN.
- DIMENSIONS MARKED "▼" TO BE CHECKED BY Q.C & IPQC.

4.PART NO.

MUYF-051T-4BHUA528
 1:Au 1U*
 6:Au 30U*
 T:TIN
 N:NICKEL
 W:WHITE
 B:BLACK
 1:PBT
 2:PA6T
 3:PA9T
 4:LCP

Bill of materials:

NO	PARTS	MATERIAL	QTY	FINISHING
3	SHELL	STAINLESS STEEL	1	PLATED TIN
2	HOUSING	LCP+30%GF	1	UL94V-0
1	TERMINAL	COPPER ALLOY	5	PLATED GOLD

.X	±0.15	.X'	±1'	UNITS	mm
.XX	±0.10	.XX'		MAT'L	
.XXX	±0.05	.XXX'		SEE NOTE	
				FINISH	
				SEE NOTE	
				Q'TY	

THESE DRAWINGS AND SPECIFICATIONS ARE THE PROPERTY OF ACCURATE INNOTECH INC. AND SHALL NOT BE REPRODUCED, COPIED OR USED IN ANY MANNER WITHOUT THE PRIOR WRITTEN CONSENT OF ACCURATE INNOTECH INC.

雅安科技有限公司 ACCURATE INNOTECH INC.			
TITLE:	MICRO USB B TYPE F 5P SMT 破板式0.7四脚全贴单卡点	PART NO.:	MUYF-05XT-4BHUA528
DR:	Ricky 2022/09/29	DWG NO.:	AII-HUA528
CHKD:	Ricky 2022/09/29	SCALE	5:1
APPD:		SHEET	1/1
		REV.	A
		CUSTOMER DRAWING	